



**CDA 2024-01**  
**2023 High Surf Event**  
**Applicants' Briefing**



1

---

---

---

---

---


---

---

---

**Authorities**

- California Government Code, Chapter 7.5 Disaster Assistance Act
- California Code of Regulations, Title 19, Division 2, Chapter 6 California Disaster Assistance Act



2

---

---

---

---

---

---



---

---

**Request for State Assistance**

Gubernatorial Authorization

- Issued by the Governor
- Emergency work and permanent work are eligible
- Cost share is 75% state and 25% local

3

---

---

---

---

---

---

---

---

**2023 High Surf Event**  
**(CDAА-2024-01)**

**Incident Period:**  
December 28, 2023

**Declared Areas:**  
City of Ventura, City of Pacifica, Santa Cruz County




4

---

---

---

---

---


---

---

---

---


---



**Governor's Proclamations of a State Of Emergency (SOE)**

Date SOE Proclaimed	Counties listed on SOE	Link to SOE on www.Gov.ca.gov
January 23, 2024	San Diego and Ventura	<a href="#">012323 Storms SOE</a>
February 2, 2024	Humboldt, Imperial, Monterey, San Mateo, and Santa Cruz	<a href="#">020223 Storms SOE</a>

Search Proclamations on the Governor's Office website  
<https://www.gov.ca.gov/category/proclamations/>



5

---

---

---

---

---

---


---

---


---

---

**State Of Emergency (SOE) Termination**



- **Applicants Must:**
  - Review the provisions and orders on the related SOEs
  - Determine **which provisions** are being used by their jurisdiction and **how long** they will need them for
  - Notify Cal OES what they determined
- Termination of SOEs will not jeopardize funding for approved Public Assistance projects



6

---

---

---

---

---


---

---

---

---

---



**CDAА Overview**  
**(Governor's Proclamation)**

7

---

---

---

---

---

---

---

---

**CDAА Application Process**

- Applications due by **Friday, April 12, 2024**
- Can be turned in today, via e-mail to [DisasterRecovery@caloes.ca.gov](mailto:DisasterRecovery@caloes.ca.gov), or via USPS to:
 

Robert Larsen, Public Assistance Officer  
CA Governor's Office of Emergency Services  
3650 Schriever Avenue  
Mather, CA 95655  
ATTN: CDAА-2024-01



8

---

---

---

---

---

---

---


---

**CDAА Application Process**  
**(continued)**

Required Forms:

- Project Application Form (OES-PA-126)
- List of Projects (LOP) Form (OES-PA-95)
- Designation of Authorized Agent Form (OES-FPD-130)

\*For questions, contact Financial Processing Division (FPD) at: [RecoveryPayments@caloes.ca.gov](mailto:RecoveryPayments@caloes.ca.gov)



9

---

---

---

---

---

---

---

---

### Applicant Eligibility

- Cities
- Counties
- County Offices of Education
- Community College Districts
- School Districts
- Special Districts
- Certain private non-profit organizations may be reimbursed for essential community service activities, if requested by a State or local government
- State agencies and Tribal Governments are not eligible




10

---

---

---

---

---



---

---

---

### CDA Funding

The State shall make no allocation for any project application resulting in a State-share of less than two thousand five-hundred dollars (\$2,500), in accordance with Title 19 section 2970(e).

11

---

---

---

---

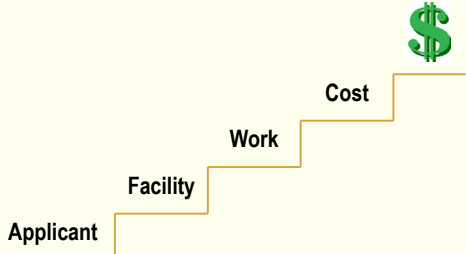

---

---

---

---

### Steps to Determining Eligibility

12

---

---

---

---

---

---

---

---

**Project Formulation**

After forms are received by Cal OES:

- Kick-off Meeting (provide LOP prior to/during this meeting)
- On-Site Review of Project(s)
- Project Formulation




13

---

---

---

---

---



---

---

---

**Eligible Facility Criteria**

- Buildings, systems, equipment, maintained natural features
- Legal responsibility of an eligible applicant
- Located in a designated disaster area
- In active use at the time of the disaster

14

---

---

---

---

---

---

---

---

**Categories/Types of Work**

- A – Debris Removal
- B – Emergency Work
- C – Roads and Bridges
- D – Water Control Facilities
- E – Buildings and Equipment
- F – Utilities
- G – Parks, Recreational, and Other



15

---

---

---

---

---

---


---

---

**Category A – Debris Removal**

- Must:
  - eliminate threat to public health and safety
  - eliminate threat of significant damage to improved property
- Includes:
  - tree clearance
  - vegetative debris
  - building wreckage
  - mud/silt on public property (roads, natural streams, public rights-of-way)

\*Force Account Labor – Overtime Only



16

---

---

---

---

---

---

---


---

**Category A – Debris Removal**  
**Private Property Debris Removal**

Debris Removal from Private Property shall be reimbursed only when an immediate threat to public health and safety exists and when authorized by the Director of Cal OES.

The Property Owner must:

- Remove all disaster-related debris from the property to the curb or public right-of-way
- Certify no insurance to cover debris removal
- Sign a statement giving the local agency the right of entry and absolving the local agency and the state of any liability relative to removal



17

---

---

---

---

---

---




---

---

**Damage Caused During Performance of Emergency Work**

Typical recommendations for documentation of road damage:

- Pre-Disaster
  - Maintenance Records or Plans
  - Photos or other documentation of road condition
- Post-Disaster, but prior to recovery work (like debris removal)
  - Photos or video of proposed haul routes or heavily traversed routes
  - Other documents to establish condition of roads (Remaining useful life of the roadway, or the like)
- Post-Disaster, after recovery work has been completed
  - Photos or video showing specific damage or road degradation sites
  - Other documents to establish the current condition of the road
  - Estimated costs and methods of repair

18

---

---

---

---

---

---


---

---

**Category B – Emergency Work**

- Includes:
  - Emergency protective measures
  - Mutual aid
  - Wide range of extraordinary measures, such as:
    - Evacuations
    - Sheltering
    - Sandbagging
    - Barricading
    - Bracing or shoring structures
    - Traffic control
    - Local Assistance Center
    - Emergency Operations Center

\*Force Account Labor – Overtime Only



19

---

---

---

---

---

---

---

---


---

---

**Donated Resources**  
(Categories A and B Only)

Unpaid services and resources provided to a local agency. The valuation will be calculated as:

- Volunteer labor valued at rates for similar work in applicant’s organization or in same labor market
- Donated equipment/space at its fair rental rate
- Materials at fair market value at time of donation



20

---

---

---

---

---

---

---



---

---

---

**Category C – Roads & Bridges**

- On-system (FHWA) roads may be ineligible
- Must conform with current codes
- Excludes routine maintenance

21

---

---

---

---

---

---

---

---

---

---

### Category D – Water Control Facilities

- Channels, canals, levees, and basins
- Restrictions on Flood Control Works
- Excludes USACE
- Excludes NRCS




22

---

---

---

---

---

---

---

---

### Category E – Buildings & Equipment

Includes:

- Structures
- Content and equipment
- Codes and standards




23

---

---

---

---

---




---

---

---

### Category F – Utilities

- Water treatment
- Power generation
- Communications
- Sewage treatment

24

---

---

---

---

---

---

---

---

### Category G – Parks, Rec & Other

Must fall within the definition of an “improved and maintained” facility

- Docks and Harbors
- Public parks
- Golf courses
- Beaches
- Piers
- Airports
- Landfills



25

---

---

---

---

---

---

---


---

---

---

### Engineering

- Necessary to complete eligible work for construction projects
- Generally permanent work only
- Reimbursement is based on reasonable actual costs



26

---

---

---

---

---

---

---

---

---

---

### Codes and Standards

- Apply to the type of repair work
- Be appropriate to pre-disaster use
- Be formally adopted prior to the disaster



27

---

---

---

---

---

---

---


---

---

---

### Replacement or Relocation

- Subject to Director's approval
- Relocation when restoration at original location not feasible
- Betterments, increased capacity, or acquisition cost of land borne by Applicant
- Pre-disaster design and function
- Codes, standards, and specifications



28

---

---

---

---

---




---

---

---

### Trees, Shrubs, and/or Vegetation

- Generally, not eligible unless for engineered purpose:
  - Erosion control
  - Slope stabilization
  - Wind barriers
- Eligibility limited to minimum level necessary

29

---

---

---

---

---



---

---

---

### Hazard Mitigation

- Cost effective
- Substantially reduce risk of repetitive and/or future damage
- Show cause if mitigation measures not considered

30

---

---

---


---

---

---

---

---



Title 19 Mitigation



31

---

---

---

---

---


---

---

---

### CDAА Title 19 Hazard Mitigation

- Title 19 Hazard Mitigation eligibility requirements:
  - Only Category C-G permanent projects are eligible for Title 19 Hazard Mitigation measures
  - Title 19 mitigation measures are restricted to damaged infrastructure impacted by the disaster event and in conjunction with permanent work projects
  - No state hazard mitigation funding shall be applied to any emergency protective measure.



32

---

---

---

---

---


---

---

---

### CDAА Title 19 Hazard Mitigation

- Title 19: Public Safety
  - Documents the requirements for, and the benefits of, the CDAА program, including the utilization of hazard mitigation funding to harden infrastructure impacted by a natural hazard during the Public Assistance process
  - Hazard mitigation funding is documented in Title 19 Section 2965(c). Other Eligible Work.



33

---

---

---

---

---


---

---

---

### CDA 19 - Hazard Mitigation

1. Eligible mitigation measures must be cost effective over the projected life of the facility for a specific facility hazard mitigation project, and substantially reduce the risk of repetitive and/or future damage, hardship, loss, or suffering resulting from a disaster or emergency.
2. Applicants with facilities subject to repetitive damage must show cause when hazard mitigation measures are not considered when repairing new disaster damage.
3. Applicants with facilities in high hazard zones... should examine hazard mitigation project possibilities when disaster repairs to these facilities are being considered.



34

---

---

---

---

---


---

---

---

### CDA 19 - Hazard Mitigation

4. Cost effective measures are those that will not cost more than the anticipated value of the reduction in both direct damages and subsequent indirect negative impacts to the area if future disasters or emergencies occur.
  - i. Mitigation projects costing less than fifteen percent (15%) of the approved project repair, restoration, or replacement costs shall be considered cost effective.
  - ii. Mitigation projects above fifteen percent (15%) of the approved project cost may be considered cost effective if an acceptable benefit-cost analysis (BCA) has been performed.



35

---

---

---

---

---

---



---

---

### CDA 19 Mitigation Examples

Example 1

- Protect against erosion and scour around the discharge of a culvert. Extend the culvert discharge beyond the toe of embankment to mitigate erosion and scour. Use energy-dissipating riprap to mitigate scour.

36

---

---

---

---

---


---

---



---

### CDAА Hazard Mitigation Examples

**Example 2**  
- Install a new debris barrier or grate during the repair of a disaster impacted culvert to prevent possible debris flow blockage.



**Example 3**  
-Add culvert head wall and riprap to inflow to protect against erosion and scour

37

---

---

---

---

---



---

---

---

### CDAА Hazard Mitigation Examples

**Example 4**  
- Use of Gabion baskets for erosion control and stream bank replacement. Flexible, permeable, and durable.

38

---

---

---


---

---

---

---

---



**CDAА Eligibility Information**

39

---

---

---

---

---


---

---

---

### Statutory Timeline

TYPES OF WORK	TIME FROM DECLARATION
Emergency Work (A-B)	6 Months
Permanent Work (C-G)	18 Months



40

---

---

---

---

---


---

---

---

### Time Extensions for Extenuating Circumstances

- Time Extension Request Checklist:
  - Damage Survey Report (DSR) Number
  - Category of Work
  - Status or progress on permitting for project
  - Anticipated completion date
  - Percentage of work completed
  - Construction schedule (if a version request or environmental permitting is pending, how long would it take to complete the project assuming the desired scope of work is approved, and the permitting is complete)
  - Reason for the delay
  - Dates of previous time extensions



41

---

---

---

---

---

---

---

---

### Eligible Costs

- Reasonable and necessary
- Comply with standards of procurement
- Exclude credits
  - Insurance recoveries
  - Litigation recoveries
  - Other funding sources






42

---

---

---

---

---

---

---

---

### Eligible Costs (continued)

- Donated Resources  
(Categories A and B Only)
- Labor (Force Account)  
Categories A - B - Overtime only  
Categories C - G - Regular and Overtime
- Equipment
- Rental Equipment
- Materials
- Contract
- Engineering and Design Services






43

---

---

---

---

---

---

---

---

---

---

### Ineligible Costs

- Expenditures for:
  - Personal property
  - Normal or deferred maintenance
  - Betterment beyond current codes and standards or approved mitigation projects
  - Damages caused by negligence
  - Loss of revenue or income
  - Losses with legal means of recoupment
  - Legal services, fees, penalties, settlements
  - Rights-of-way, easements, land acquisition
  - Non-compliance with local, state, and federal environmental laws and regulations





44

---

---

---

---

---

---

---


---


---

---

### Force Account Documentation

- Who
- What
- When
- Where
- How long
- At what rate  
(including fringe benefits)





45

---

---

---

---

---

---

---

---

---

---



### Force Account Equipment Summary Record

Applicant		GPS #	CDA ID	DSB #	CDA District #	FEMA District #	
Location/Date		GPS #	FEMA ID	Category	Period	Counting	
Description of Work Performance							
Type of Equipment Indicate with appropriate number, make, and model as appropriate	Equipment Code Number	Operator's Name	Hours Used Each Week			Costs	
			Week of	Total Hours	Hourly Rate	Total Cost	
			Hours				
			Hours				
			Hours				
			Hours				
			Hours				
			Hours				
			Hours				
			Hours				
			Hours				
			Hours				
			Hours				
			Hours				
This Page Total							
Page 18							

---

---

---

---

---

---

---

---

---

---

---

---

---

---

---

---

---

---

---

---

---

---

---

---

---

---

49

### Force Account Materials

Costs of supplies:

- Purchased
- Taken from stock
- Used during the performance of eligible work




---

---

---

---

---

---

---

---

---

---

---

---

---

---

---

---

---

---

---

---

---

---

---

---

---

---

50

### Materials Summary Form

Applicant		GPS #	CDA ID	DSB #	CDA District #	FEMA District #	
Location/Date		GPS #	FEMA ID	Category	Period	Counting	
Description of Work Performance							
Vendor	Item Description	Qty	Unit Price	Total Price	Date Purchased	Date Used	Price Incl. - Excl. (Material Stock)
This Page Total							
Other Pages Total							
GRAND TOTAL							
<small>VERIFY THAT THE ABOVE INFORMATION WAS TRANSMITTED FROM ORIGINAL SOURCE DOCUMENTS. OUTSIDE DOCUMENTS THAT ARE AVAILABLE FOR REVIEW</small>							
Certified			Title			Date	

---

---

---

---

---

---

---

---

---

---

---

---

---

---

---

---

---

---

---

---

---

---

---

---

---

---

51

## Rental Equipment

Applicant must identify:

- What was done
- When
- Where
- How long
- What type of equipment was used
- Charges per project



52

---

---

---

---

---

---

---

---

---

---

---

## Rented Equipment Summary Form

RENTAL EQUIPMENT SUMMARY RECORD									
Applicant	OPIN	OBAA ID	DRP #	CDAA Number	FEMA				
	OPIN	OBAA ID	DRP #	CDAA Number	FEMA				
Location/ Site	OPIN	OBAA ID	DRP #	CDAA Number	FEMA	Category	Coverage		
	OPIN	OBAA ID	DRP #	CDAA Number	FEMA	Category	Coverage		
Description of Work Performed									
Type of Equipment	Date and Hours Used	W/Out	Total Cost	Vendor	Invoice #	Date and Amount Paid	Check #		
Indicate type, capacity, horsepower, make and model as appropriate.	W/Out	W/Out	Total Cost	Vendor	Invoice #	Date and Amount Paid	Check #		
This Page Total									

53

---

---

---

---

---

---

---

---

---

---

---

## Contracts

- Reasonable / competitively bid
- Prevailing wage
- Comply with current procurement standards
- Not contingent on State funding
- Time and Materials Contracts should be avoided
- Payment bond required when expenditures exceed \$25,000



54

---

---

---

---

---

---


---

---

---

---

---



55

---

---

---

---

---

---

---

---

---

---

---

---

---

---

---

---

---

---

---

---

---

---


---

---

### CDAA Cost Summary Worksheets

The CDAA Cost Summary Worksheets shown in the previous slides are located on the Cal OES Website under the **Public Assistance Forms, Documents, and Reference Materials Page**:

[Cal OES Website – Forms Page](https://www.caloes.ca.gov/PADocs)  
(https://www.caloes.ca.gov/PADocs)  
(Expand the General Applicants' Briefing Documents section)



56

---

---

---

---

---

---

---

---

---

---

---

---

---

---

---

---

---

---

---


---

---

---

---

---



### Environmental and Historic Preservation (EHP) Compliance

CDA A-2024-01, 2023 High Surf Event

57

---

---

---

---

---

---

---

---

---

---

---

---

---

---

---

---

---

---

---

---

---

---

---

---

### Cal. Code Regs. Title 19, § 2966

**Environmental Compliance State Regulations Compare General provisions for compliance with CEQA and permitting responsibilities:**


(a) Prior to commencing work on a project, other than engineering, design or environmental assessment<sup>1</sup> work necessary to determine the scope of work or funding eligibility, each applicant shall, if required by CEQA, prepare, adopt, certify or file, the appropriate CEQA document(s);

(b) Prior to commencing work on a project, other than engineering, design or environmental assessment work necessary to determine the scope of work or funding eligibility, each applicant shall be responsible for obtaining the permits, clearances and necessary approvals from tribal, federal, state and local agencies; and,

(c) Applicants shall maintain adequate documentation that demonstrates their compliance with this Section and, upon request, shall furnish the documentation to Cal OES

<sup>1</sup>Engineering and Environmental Assessment work that does not require ground disturbance, or scientific collection, i.e., research and non-intrusive field studies.

**Words in Blue are in legislative review.**



58

---

---

---

---

---

---


---

---


### State and Federal Environmental and Historic Preservation (EHP) Compliance Laws

**"Umbrella" Environmental Laws**

- California Environmental Quality Act (CEQA)  
• <https://ceqasubmit.opr.ca.gov/>
- National Environmental Policy Act (NEPA)  
• <https://www.whitehouse.gov/ceq/>  
• <https://ceq.doe.gov/>



**Note:** For obligation of Public Assistance Grant funding via CDAA and Stafford Act, documentation of CEQA and NEPA compliance is required.



59

---

---

---

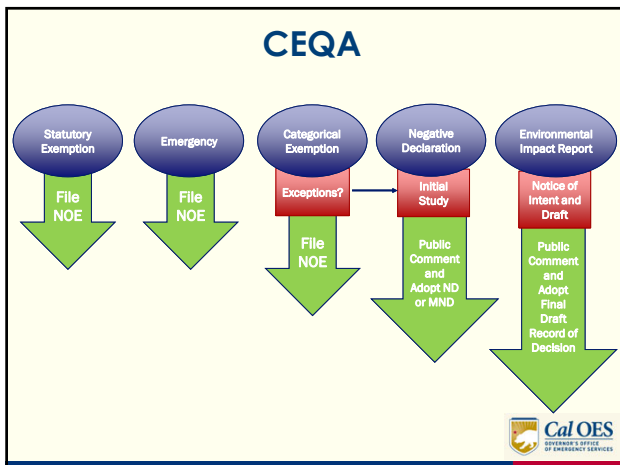
---

---

---

---

---



60

---

---

---

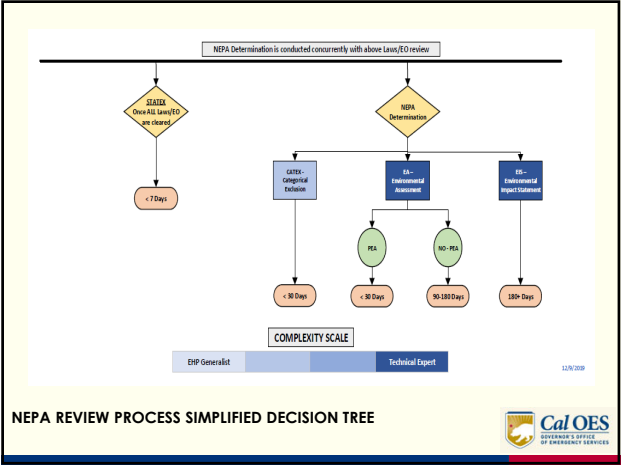
---

---

---

---

---



61

---

---

---

---

---

---

---

---

---

---

### Key Environmental Laws Considered under CEQA and NEPA

State	Federal
1. California Endangered Species Act (CDFW)	1. Endangered Species Act (USFWS)
2. California Native American Historic Resource Protection Act (SHPO)	2. National Historic Preservation Act (SHPO)
3a. Porter Cologne Water Quality Control Act (Water Boards, RWQCB)	3. Clean Water Act (USEPA, USACE) • Sections 401 and 402 administered by the Water Boards • Section 404 administered by USEPA and USACE
3b. California Fish and Game Code (CDFW)	4. Clean Air Act (USEPA)
4. California Clean Air Act (CARB)	5. Migratory Bird Treaty Act (USFWS)
5. California Migratory Bird Treaty Act (CDFW)	6. Other Federal Laws
6. Other State Laws	7. Executive Orders
7. Executive Orders	

Cal OES  
CALIFORNIA'S OFFICE OF EMERGENCY SERVICES

62

---

---

---

---

---

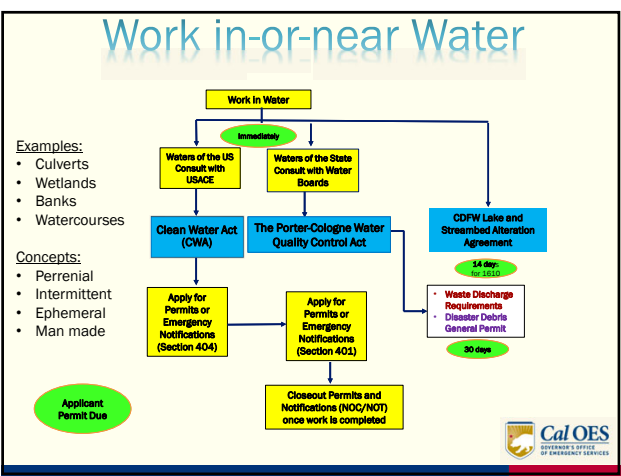
---

---

---

---

---



63

---

---

---

---

---

---

---

---

---

---

### USACE/Water Boards Jurisdiction

The United States Army Corps of Engineers (USACE) includes two broad categories of water:

- Navigable Waters of the United States
- Waters of the United States

Without such categories the Water Boards take on the category:

- Waters of the State
- Culverts
- Bridges
- Bank erosion

---

**CORPS OF ENGINEERS REGULATORY JURISDICTION**

**Section 103**  
Ocean Discharge of Dredged Material  
Typical examples of regulated activities  
Ocean discharge of dredged material

**Section 404**  
Disposal of Dredged or Fill Material (all waters of the U.S.)  
All filling activities, utility lines, coastal structures, road crossings, beach maintenance, riprap, jetties, water excavation activities, etc.

**Section 10**  
All Structures and Work (navigable waters)  
Dredging, mooring, piers, wharves, floats, intake / outlet pipes, pilings, bulkheads, ramps, fills, overhead transmission lines, etc.

64

---

---

---

---

---

---

---

---

ARID WEST  
OHWM

A Field Guide to the Identification of the Ordinary High-Water Mark (OHWM) in the Arid West Region of the Western United States

Cal OES  
CALIFORNIA OFFICE OF EMERGENCY SERVICES

65

---

---

---

---

---

---

---

---

Western Mountains  
OHWM

A Field Guide to the Identification of the Ordinary High Water Mark (OHWM) in the Western Mountains, Valleys, and Coast Region of the United States

Cal OES  
CALIFORNIA OFFICE OF EMERGENCY SERVICES

66

---

---

---

---

---

---

---

---

### Water Boards Jurisdiction

- STATE WATER RESOURCES CONTROL BOARD ORDER WQ 2020-0004-DWQ GENERAL WASTE DISCHARGE REQUIREMENTS FOR DISASTER-RELATED WASTES
- 401 WATER QUALITY CERTIFICATION/WASTE DISCHARGE REQUIREMENTS
- NPDES STORM WATER PERMITS (Clean Water Act 402)




- Debris
- Vegetative
- Hazardous

[https://www.waterboards.ca.gov/board\\_decisions/adopted\\_orders/water\\_quality/2020/wq2020\\_0004\\_dwq.pdf](https://www.waterboards.ca.gov/board_decisions/adopted_orders/water_quality/2020/wq2020_0004_dwq.pdf)



67

---

---

---

---

---

---

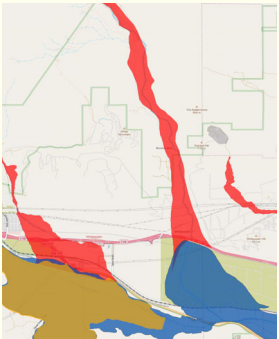

---

---

---


---

### Floodplains and Wetlands

USA Flood Hazard

National Wetland Inventory



68

---

---

---

---

---

---

---

---

---

---

### CA Coastal Commission Jurisdiction



**Coastal Zone Management Act**

- 1000 yards inland from the coast
- Activity/Trigger: Construction work within the Coastal Management Zone (e.g., Placement of segregated fill on a beach).
- If immediate action is necessary contact within three days (72 hours) of the disaster or discovery of the danger,
- 7 days to obtain Emergency Permits:  
<https://documents.coastal.ca.gov/assets/cdp/emergency-cdp-appl.pdf>



69

---

---

---

---

---

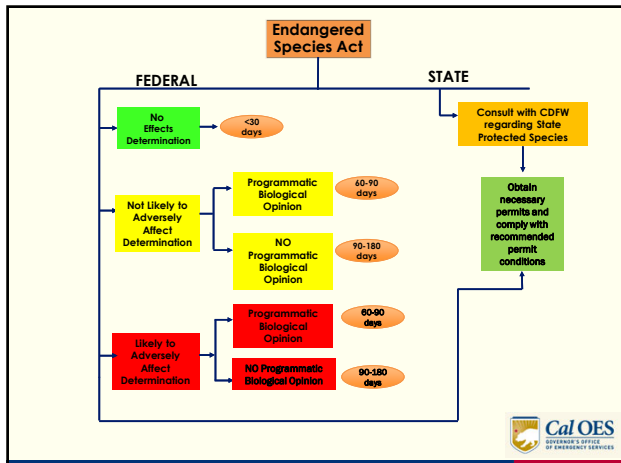
---

---

---

---

---



70

---

---

---

---

---

---

---

---

---

---

### USFWS/NMFS Jurisdiction

- Endangered Species Act
  - Biological Surveys – Desktop/Field (Hire a biologist)
  - Section 7 requires federal agencies to consult with US Fish and Wildlife Service (this can always be informally preempted by the applicant)
- Migratory Bird Treaty Act
  - Keep in contact US Fish and Wildlife Service and/or National Marine Fisheries Service Directly
    - Incidental Take Permits
    - Special Purpose Permits
  - Programmatic Biological Opinions:
    - Avoidance and Minimization Measures

Use IPac <https://ipac.ecosphere.fws.gov/>

71

---

---

---

---

---

---

---

---

---

---

### CDFW Jurisdiction

- Fish and Game Code Section 1600
  - 1602 Permanent Projects
  - 1610 Emergency Notification
- CA Endangered Species Act and CA Migratory Bird Protection Act
  - Biological Surveys– Desktop/Field (e.g. CNDDB)
  - Contact CDFW
    - Incidental Take Permits
    - Best Management Practices and Species-Specific Measures

Willow Flycatcher [https://www.wikiwand.com/en/Willow\\_Flycatcher](https://www.wikiwand.com/en/Willow_Flycatcher)

CDFW jurisdiction includes the bed, banks and channel of lakes, rivers and streams and includes adjacent riparian vegetation.

CDFW Jurisdiction: Bed, bank and channel of rivers, lakes and streams to landward edge of riparian vegetation.

72

---

---

---

---

---

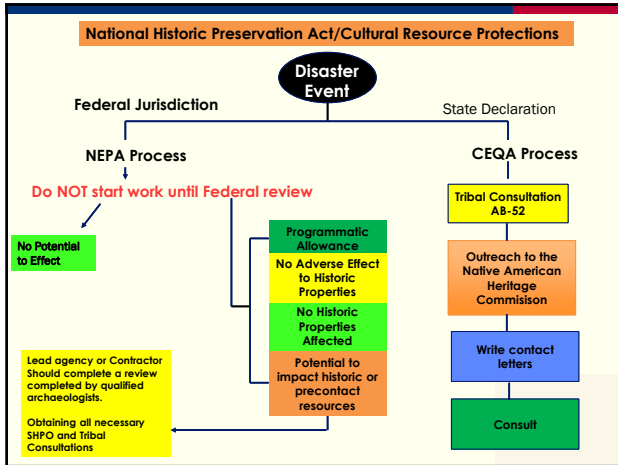
---

---

---

---

---



73

---

---

---

---

---

---

---

---

---

---

### National Historic Preservation Act

#### Precontact Resources




#### Historic Resources




- Programmatic Allowance?
- Recommend an archaeological assessment

Root Balls ✪ Cemeteries ✪ Bridges ✪ Culverts ✪ Buildings ✪ Burials ✪ Ground Disturbance

74

---

---

---

---

---

---

---

---

---

---

### Example – What Applies?

- Clean Water Act?
- Porter Cologne Act?
- Fish and Game Code?
- Endangered Species?
- National Historic Preservation Act?
- Floodplains or Wetlands?
- Other laws?




75

---

---

---

---

---

---

---

---

---

---

### Project Description

- **Site-Specific Plan, which includes:**
  - Address/Location
  - Aerial map,
  - A description of the site, access to it, and damages,
  - Ground Disturbing Activities, Location, Depth and Dimensions
  - A description of pre-disaster uses and impacts,
  - A description of temporary facilities and equipment stored,
  - A description of necessary construction mitigation Best Management Practices
  - Construction Dates
  - Land Ownership
  - Lead NEPA and CEQA agency
  - National Pollution Discharge Elimination System coverage, if applicable
- Encroachment/Use Permit
  - Caltrans, County or Municipal
- Site assessment by a qualified biologist for Endangered Species Act and California Endangered Species Act
- Site assessment by a qualified Archaeologist for National Historic Preservation Act, or general cultural/tribal resource protections (AB52, CalFire, etc.)
- Section 404 and 401 of the Clean Water Act permit; Fish and Game Code Section 1600 Lake and Streambed Alteration Agreement, compliance with Executive Order 11990 Protection of Wetlands, and Executive Order 11988 - Floodplain Management
- Documentation that the site is not on the Hazardous Waste and Substances sites



76

---

---

---

---

---

---

---

---

---

---



### Important Points

1. **Identify and contact the responsible state and federal resource agencies** before work can begin;
2. **Only when EHP process is complete with those agencies and documented,** can project activities or construction begin without putting obligation of funding at risk;
3. **Sub-Applicants and Sub-Recipients are responsible** for all EHP compliance requirements;
4. **All applicable environmental laws must be addressed** in the EHP process **even if** a Statutory or a Categorical CEQA Exemption, or, a Statutory or Categorical NEPA Exclusion (e.g., STATEX or CATEX) is obtained;
5. **A change in a project scope will require the EHP process to restart** to address the modification which may delay project start;
6. **Contact CalOES PA, HMGP, and EHP** to help identify appropriate Federal and State Agency Representatives that need to be consulted with on your projects; and
7. **Keep copies of** all correspondence and other documents.



77

---

---

---

---

---

---

---

---

---

---

### Questions?

Patricia Nelson, Environmental Officer, 916-823-1945, [patricia.nelson@caloes.ca.gov](mailto:patricia.nelson@caloes.ca.gov)

Ramzi Ibrahim, CalOES EHP Liaison, 916-926-9536, [ramzi.ibrahim@caloes.ca.gov](mailto:ramzi.ibrahim@caloes.ca.gov)

[recoveryehp@caloes.ca.gov](mailto:recoveryehp@caloes.ca.gov)

- **Technical Resources: Environmental Directory and Fact Sheets**



Cal OES website - Environmental-Historic Preservation webpage  
<https://www.caloes.ca.gov/ehp>

Jurisdictions Map  
<http://tinyurl.com/ycbxth3w>



78

---

---

---

---

---


---

---

---

---

---



**Cal OES**  
GOVERNOR'S OFFICE  
OF EMERGENCY SERVICES

---

**CDA A Funding and  
Other information**

79

---

---

---

---

---



---

---

---

**Administrative Allowance**

- Applicant's cost for administering the grant
- Calculated at 10 percent of net eligible costs (State share 75 percent)
- Automatically added to obligation payment

80

---

---

---

---

---


---

---

---

**Payment Notification**

- All funding disbursements issued on State Warrants
- State Warrants prepared and mailed by State Controller's Office
- Cal OES sends notification letter before State Warrant is issued



81

---

---

---

---

---

---

---

---

### Final Closeout Process

- Request filed by applicant within 60 days of completion of last project
- Site inspection by Cal OES
- Adjustment made to actual eligible costs
- Retention released
- Applicant invoiced for overpaid funds



82

---

---

---

---

---

---

---

---

---

---

### Project Accounting

- Segregate disaster related work from normal activities
- Actual costs and expenditures should be accumulated AS THEY OCCUR
- Keep all documentation...  
DETAILS,  
DETAILS,  
DETAILS



83

---

---

---

---

---

---

---

---

---

---

### Record Retention Requirement

- Keep records for three years from date of Cal OES Audit Waiver letter
- Beware of routine destruction cycles



84

---

---

---

---

---

---

---

---

---

---

### Fair Hearing Process (Appeal)

Two Levels:

- First Level to Cal OES Assistant Director of Recovery
- Second Level to Cal OES Director




85

---

---

---

---

---

---

---

---

### Other Federal Programs

Cal OES cost shares with the following:

- Natural Resources Conservation Service (NRCS), Emergency Watershed Protection Program
- Federal Highway Administration (FHWA), Emergency Relief Program





86

---

---

---

---

---

---

---

---

### NRCS Contact



Direct NRCS questions to:

Mr. Ernesto De La Riva  
State Conservation Engineer  
(530) 792-5680  
[Ernesto.DeLaRiva@usda.gov](mailto:Ernesto.DeLaRiva@usda.gov)



87

---

---

---

---

---

---



---

---

### FHWA Contact

Direct FHWA ER Program questions to:

Mr. Bob Baca, PE  
 Emergency Relief Program Manager  
 Office of Federal Programs  
 Caltrans Division of Local Assistance  
 (916) 653-9151  
[Bob.Baca@dot.ca.gov](mailto:Bob.Baca@dot.ca.gov)

88

---

---

---

---

---

---

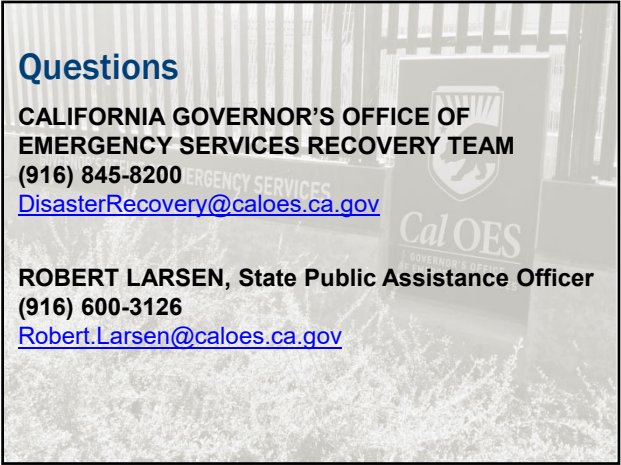
---

---

### Questions

**CALIFORNIA GOVERNOR'S OFFICE OF  
EMERGENCY SERVICES RECOVERY TEAM**  
 (916) 845-8200  
[DisasterRecovery@caloes.ca.gov](mailto:DisasterRecovery@caloes.ca.gov)

**ROBERT LARSEN, State Public Assistance Officer**  
 (916) 600-3126  
[Robert.Larsen@caloes.ca.gov](mailto:Robert.Larsen@caloes.ca.gov)



89

---

---

---

---

---

---

---



---

### CDAА Application Required Forms

**Applications are due by: Friday, April 12, 2024**

- Project Application Form (OES-PA-126)
- List of Projects (LOP) Form (OES-PA-95)
- Designation of Authorized Agent Form (OES-FPD-130)

Download fillable forms: <https://www.caloes.ca.gov/PADocs>

90

---

---

---

---

---





---


---

---



### Hazard Mitigation Programs

<p><b>HMGP</b> Available after a major disaster declaration to reduce risks from natural hazards</p> 	<p><b>FMA</b> Reduces or eliminates risk of repetitive flood damage to buildings and structures insured under NFIP</p> 
<p><b>HMGP Post-Fire</b> Prioritizes communities impacted by wildfire to mitigate fire and post-fire hazards</p> 	<p><b>BRIC</b> Annual, nationally competitive funding for new and innovative infrastructure projects that reduce risks from natural hazards</p> 



94

---

---

---

---

---



---


---

---

### Flood Mitigation Project Examples

- Floodproofing
- Flood diversion and storage
- Culvert upsizing
- Floodplain and stream restoration
- Elevations and acquisitions
- Drainage improvements
- Detention/Retention basins



95

---

---

---

---


---

---

---


---

### Contact HMA




General Inquiries

[HMA@caloes.ca.gov](mailto:HMA@caloes.ca.gov)



Grant Information & Timelines

[www.caloes.ca.gov/hmgp](http://www.caloes.ca.gov/hmgp)



96

---

---

---

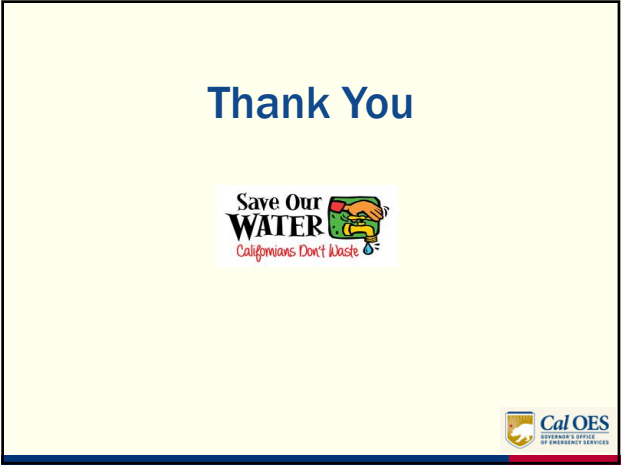
---

---

---

---

---



---

---

---

---

---

---

---

---