

Local Hazard Mitigation Planning – About and Resources

DID YOU KNOW?

- ✓ An approved LHMP is required to **apply for** a project in these programs:
 - Building Resilient Infrastructure and Communities (BRIC)
 - Flood Mitigation Assistance
- ✓ An approved LHMP allows FEMA to formally **award/obligate** a grant project for all FEMA Hazard Mitigation Assistance programs:
 - BRIC
 - FMA
 - HMGP and HMGP-Post Fire
- ✓ If you adopt your LHMP into the Safety Element of your General Plan, you could be eligible for increased cost sharing for Public Assistance (PA) under the California Disaster Assistance Act (CDAA) per California Assembly Bill 2140 (AB2140).
- ✗ An approved LHMP is **not** required to be eligible for standard cost sharing under Public Assistance (PA)
- ✗ An approved LHMP is **not** required to submit an application for the Hazard Mitigation Grant Program (HMGP); it is only needed at time of award/obligation.
- ✗ You do not need an approved LHMP to apply for or receive a planning grant to write or update an LHMP.

In addition to making your community eligible for receiving Hazard Mitigation Assistance (HMA) project grant funding, one of the largest benefits of developing a Local Hazard Mitigation Plan (LHMP) is the planning process itself. Bringing together your entire community to make decisions on what risks exist, what actions can be taken to reduce those risks, and how those actions should be prioritized, helps achieve buy-in from the whole community.

Your final LHMP will also have two strong components that can be incorporated into other local planning documents, such as the general plan, response plan, and evacuation plan, among others:

1. Risk Assessment

The Risk Assessment fully profiles the natural hazards that can impact your planning area. This includes location, history, probability, vulnerability and impact analysis that shows what is at risk if an event were to occur and what would happen.

2. Mitigation Actions

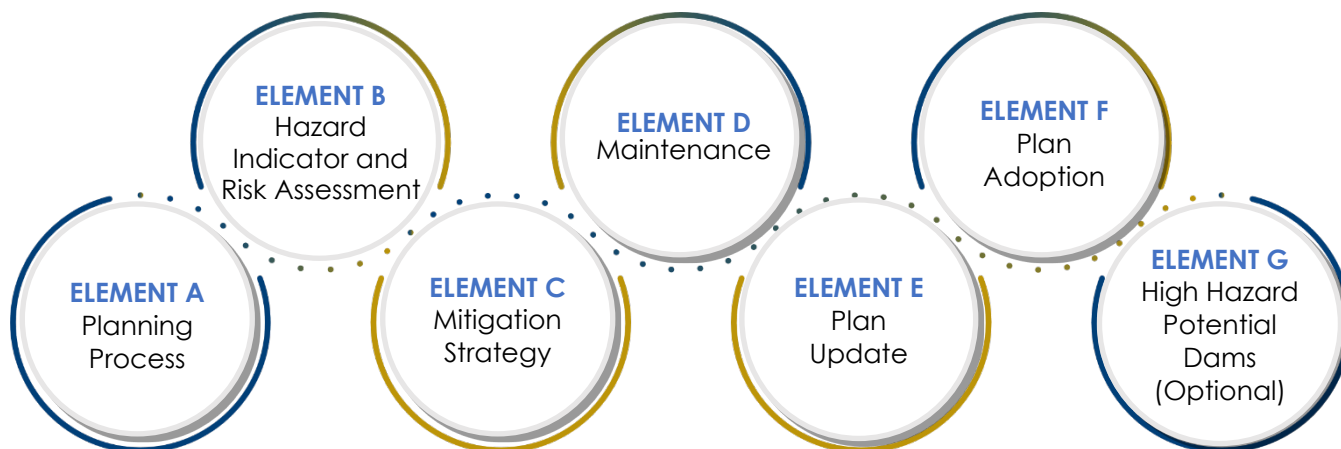
Based on the risk and capability assessments in the plan, the mitigation actions are the key actions your local government can take to mitigate the impacts of hazards in your most vulnerable communities. Mitigation actions are part of the Mitigation Strategy element.

LHMP Process / Elements

All LHMPs have six required elements and one optional element, as mandated by federal requirements and guidance. Your LHMP should document and explain all of them clearly. FEMA included worksheets in the Local Mitigation Planning Handbook to walk you through this process in chronological order (link on next page).



Contact the Cal OES Local Mitigation Planning Unit to get answers to questions or receive technical assistance on your LHMP:
MitigationPlanning@CalOES.ca.gov




FEMA Issued New LHMP Guidance: What's New?

FEMA's Local Mitigation Planning Policy Guide, released April 2022 and effective April 2023, outlines the current standards to which FEMA and Cal OES review each LHMP. With the new 2023 Policy Guide in effect, the rules for writing a new or updating an existing LHMP have changed and even if you are an experienced local planner, the new guidance has some new requirements. As Cal OES continues to review and approve LHMPs, Local Planning Unit staff members continue to track common deficiencies requiring revisions. Remember that each plan must:

- Address climate change when discussing hazard probability, vulnerabilities, and impacts ([elements B1-e, B2-a, B2-b](#))
- Explicitly engage at-risk, underserved, and socially vulnerable populations when allowing any opportunities for stakeholders and the public to be involved, identify vulnerabilities, predict impacts, and determining mitigation strategies and actions ([elements A2-a, A3-a, B2-a, B2-b, C4-a, C4-b](#))
- Adequately address additional NFIP requirements and documentation ([element C2-a](#))
- Have discussion of impacts that include effects of climate change, changes in population patterns (migration, density, makeup of socially vulnerable populations) and changes in land use and development ([elements B2-b and E1-a](#))
- List state and federal major disaster declarations for the planning area since the last update when discussing previous hazard events ([element B1-d](#))
- Contain a mitigation strategy that includes an analysis of a comprehensive range of actions or projects that the participants consider to specifically address vulnerabilities identified in the risk assessment, specifically incorporating actions that benefit underserved communities and socially vulnerable populations, and documenting specific actions that are linked to vulnerabilities and impacts identified in the risk assessment ([element C4-a](#))
- Document the process for continued involvement of the public through implementation and maintenance ([elements D3-a, D3-b, and D3-c](#)).


LHMP Guidance, Tools, and Resources

Cal OES and FEMA have a variety of guidance, tools, and resources to help communities develop LHMPs:



FEMA's Local Mitigation Planning Policy Guide outlines the current standards to which FEMA and Cal OES review each LHMP and should be read before starting the LHMP planning process to understand what must be included, tracked, and completed during the process. Appendix A is the Local Mitigation Plan Review Tool, where you demonstrate where every element is met throughout the LHMP document.

https://www.fema.gov/sites/default/files/documents/fema_local-mitigation-planning-policy-guide_042022.pdf



FEMA's Local Mitigation Planning Handbook has been one of the best tools for local governments to use in developing or updating an LHMP for over a decade. Updated in 2023, this document breaks the planning process out into specific tasks, and uses those tasks to outline key ideas, requirements, and steps to follow chronologically. The handbook provides examples, process worksheets, and best practices throughout each step in the process.

https://www.fema.gov/sites/default/files/documents/fema_local-mitigation-planning-handbook_052023.pdf



FEMA updated its free online Independent Study Program course, **IS-318 Local Hazard Mitigation Planning**, available for free on the Emergency Management Institute Website:

<https://training.fema.gov/is/courseoverview.aspx?code=IS-318.a>



Cal OES Local Hazard Mitigation Planning Website

<https://www.caloes.ca.gov/office-of-the-director/operations/recovery-directorate/hazard-mitigation/local-mitigation-planning/>