

NAVIGATING HAZARD MITIGATION SYSTEMS

ASSISTING POTENTIAL SUBAPPLICANTS WITH ACCESS
TO CAL OES ENGAGE, FEMA GO, AND E-GRANTS

INTRODUCTIONS

- Ryan Massello, Cal OES (Engage)
- Stephanie Stephens, FEMA, (FEMAGO, eGrants)

Cal OES Engage Portal

System Navigation Overview

HM Summit 2024

www.caloes.ca.gov



General Topics

Signing Up and Logging in

Navigating the Portals

Brief Overview of Submitting NOIs

High level Summary of the application process

Viewing records in Engage as a Subrecipient

Cal OES Engage Portal: Sign up/Log in

Sign In
to Cal OES Community Portal


Email Address

Password

Log In

Forgot Password?

Not a member? Sign Up



Sign Up
for the Cal OES Community Portal

First Name

* Last Name

Title

* Email

* Phone

* Entity Type
Select Entity

Sign Up

Already have an account? Sign In

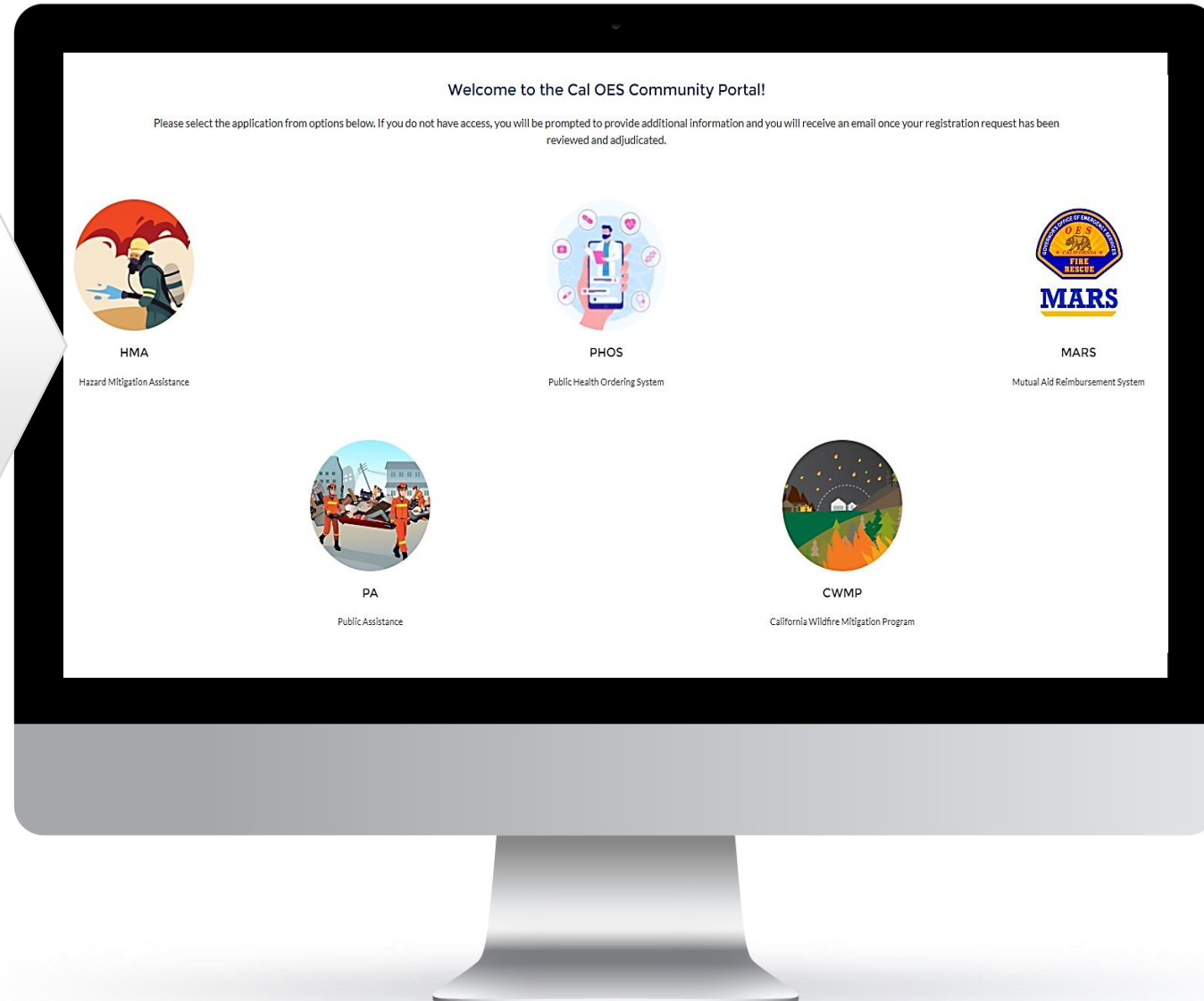
- County
- State Agency
- Non-Governmental Entity
- City
- Tribal
- Special District
- Courts
- Fire Agency
- MARS Paying Entity
- Law Enforcement Agency

- Go to: **engage.caloes.ca.gov**
- Select the “Sign Up” link within the login box
- Populate the sign-up form and select the entity type
- Once the entity type is selected, the system will request the name or the type of entity
 - County Name
 - State Agency Name
 - Non-Governmental Entity Type
 - City Name
 - Tribal Name

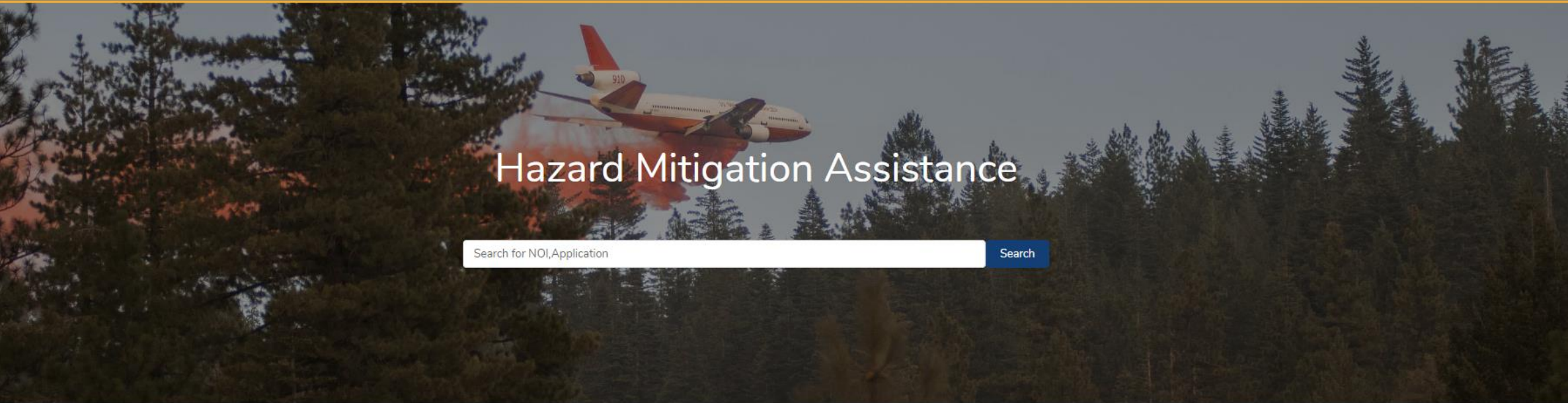
engage.caloes.ca.gov

Cal OES Community Portal: Landing Page

Click HMA



HMA Portal: Home Page



Submitting a Notice of Interest (NOI)



Notice of Interest

BRIC
Building Resilient Infrastructure and Communities – Assists in building mitigation capacity, developing innovative solutions, establishing partnerships, funding building codes activities, implementing mitigation, and funding large infrastructure projects.

FMA
Flood Mitigation Assistance – Assists in reducing or eliminating the risk of repetitive flood damages to buildings insured by the National Flood Insurance Program (NFIP). Subapplicants must be in good standing in the NFIP to be eligible to apply.

HMGP
Hazard Mitigation Grant Program – Assists in implementing long-term hazard mitigation planning and projects following a Presidential major disaster declaration or wildfire disaster.

LPDM
Legislative Pre-Disaster Mitigation (LPDM) grants support local governments in pre-disaster mitigation planning to reduce the risks and impacts of future disasters.

1

Click the NOI box once in the HMA Portal

2

Click “New” button on the top right corner

3

Choose a program (i.e., HMGP, BRIC, FMA, LPDM)

General Information Section

HMGP NOTICE OF INTEREST

GENERAL INFORMATION

<p>* First Name of Person Completing NOI</p> <input type="text" value="Justin"/>	<p>* Last Name of Person Completing NOI</p> <input type="text" value="Killingsworth"/>
<p>* Subapplicant Name (Entity)</p> <input type="text" value="Sacramento County"/>	<p>* Subapplicant Type ⓘ</p> <input type="text" value="County"/>
<p>* Street Address</p> <input type="text" value="TEST"/>	
<p>* City</p> <input type="text" value="TEST"/>	<p>* Zip</p> <input type="text" value="00000"/>
<p>* County ⓘ</p> <input type="text" value="Sacramento"/>	<p>* Region</p> <input type="text" value="Inland"/>
<p>* State</p> <input type="text" value="CA"/>	<p>Federal Information Processing Number (FIPS #) ⓘ</p> <input type="text" value="Format: XXX-XXXXX"/>
<p>Data Universal Numbering System (DUNS #) ⓘ</p> <input type="text" value="Format: XXXXXXXXX"/>	<p>Employer Identification Number (For Private Non- Profits) ⓘ</p> <input type="text" value="Format: XX-XXXXXXX"/>

General Information Section

Field	Hover Tip?	Mandatory or Optional	Tips for Subapplicant
Name of person completing the NOI	No	Mandatory	Entity representative(s) must be the one(s) completing the NOI, can not be a consultant
Subapplicant name	No	Mandatory	Enter legal name
Subapplicant type	Yes	Mandatory	City, County, State, PNP, Special District, and Tribal
Address with County and Region	Yes	Mandatory	Instruction for use of multi-county
Federal Information Processing (FIPS) Number	Yes	Optional	Email Cal OES to get FIPS
Data Universal Numbering System (DUNS) Number	Yes	Optional	Information for how to obtain DUNS is provided (not needed since UEI has replaced this)
Employer Identification Number (EIN) used for Private Non-Profits	Yes	Optional	A unique entity number is provided once registered via sam.gov.

Summary of the NOI Workflow in Engage:

General Information

Subapplication Type Information

Project Information

Problem and Solution

Benefit-Cost Analysis

Activity Costs & Prepare California Match

Local Hazard Mitigation Plan Information

Contact Information

Complete and Submit the NOI

Wrapping of the NOI: Contact Information Section

- Need to have **TWO primary** Points of Contact
- Need to have **TWO** Responsible Representatives listed at least one primary and one alternate

HMGP NOTICE OF INTEREST

CONTACT INFORMATION

Please identify at least two Primary Contact and one Responsible Representative. The Responsible Representative must be a high-level person from the subapplicant entity who is authorized to commit the entity to request and receive grant funding. The Responsible Representative cannot be a contractor or a consultant. The Primary Contact must be XXXXXXXX

[Add Contact](#)

Title	First Name	Last Name	Entity	Entity ID	Email	Phone	Alt Phone	Role	Type	Action
	Justin	Killingsworth	Sacramento Co...	067	justin.killingsw...	(541) 591-1494		Primary Contact	Primary	
	Scott	Baldwin	Governor's Offi...	000	scott.baldwin@...	(630) 818-7511		Responsible Representative	Primary	
	Amelia	Muccio	Sacramento Co...		amelia.muccio...	(000) 000-0000		Responsible Representative	Alternate	
	Sephra	Thomas	Sacramento Co...		sephra.thomas...	(000) 000-0000		Primary Contact	Primary	

[Previous](#) [Save](#) [Save & Continue](#) [Exit](#)

Completed NOI Page

HMGP NOTICE OF INTEREST

GENERAL INFORMATION

First Name of Person Completing NOI Justin	Last Name of Person Completing NOI Killingsworth	Subapplicant Name (Entity) Sacramento County	Subapplicant Type County
Street Address TEST	City TEST	Zip 00000	County Sacramento
State CA	Federal Information Processing Number (FIPS #)	Data Universal Numbering System (DUNS #)	

SUBAPPLICATION INFORMATION

Subapplication Type Planning	Project Type Plan Update	Hazard Multi Hazard
--	------------------------------------	-------------------------------

PROJECT / PLAN INFORMATION

Activity Title/Name ***Training / Test***	Activity Location 32.306321, -32.306421	Brief Summary This <insert project type> project will reduce or prevent <explain damage> resulting from <describe hazard> by <explain the mitigation action>	Project Duration (in Months) 36
---	---	--	---

PREVIOUS SUBAPPLICATION INFORMATION

Has a full subapplication for this project been submitted to OES previously?
No

ACTIVITY COST

Total Activity Cost \$100,000.00	Non-Federal Cost Share (\$) \$25,000.00	Federal Share Request(\$) \$75,000.00	Percentage of Non-Federal Cost Share 25
Percentage of Federal Request Share 75	Source of Non-Federal Cost Share Prepare California Match		

LOCAL HAZARD MITIGATION PLAN INFORMATION

Does your entity have an active LHMP? Yes	LHMP Approval Date 2023-03-08	LHMP Development Status Adopted	Is this activity addressed in your Local Hazard Mitigation Plan? Yes
---	---	---	--

CONTACT INFORMATION

First Name	Last Name	Entity	Entity ID	Email	Phone	Alt Phone	Role	Type
Justin	Killingsworth	Sacramento County	067	justin.killingsworth@hagertyconsulting.com	(541) 591-1494		Primary Contact	Primary
Scott	Baldwin	Governor's Office of Emergency Services (Cal OES)	000	scott.baldwin@hagertyconsulting.com	(630) 818-7511		Responsible Representative	Primary

Previous
Submit

Click Submit and your NOI aka pre-application record appears

Success
Request submitted successfully

Home Submit NOI

✓ Pending Review Analyst Review Request for Information Manager Review Approved Rejected

Pre-Application PA-00000781 [+ Follow](#) [Edit Request](#) [Printable View](#)

Subapplicant Name (Entity) Application Status HMA Program
Governor's Office of Emergency Services (Cal OES) Pending Review HMGP

Information

Name PA-00000781	Owner HMA NOI - Pending Review
First Name of Person Completing NOI Scott	Last Name of Person Completing NOI Baldwin
Subapplicant Name (Entity) Governor's Office of Emergency Services (Cal OES)	Subapplicant Type ⓘ County
EIN (For Private Non- Profits) ⓘ	DUNS ⓘ
FIPS ⓘ	

Application Status

Application Status Pending Review	Sub-Applicant Eligible
Status Reason	Activity Eligible

Contact Roles (2)

Contact Role N...	Contact	Role	Type
CR-00001908	Scott Baldwin	Requestor	Primary
CR-00001909	Amelia Muccio	Working Contact	Alternate

[View All](#)

Files (0) [Add Files](#)

[Upload Files](#)
Or drop files

NOI page: List of Records



New

Pre-Applications
NOIs - All

Printable View

1 item • Sorted by Pre-App Number • Filtered by All pre-applications • Updated a few seconds ago

Search this list...

Settings, Grid, Refresh, Edit, Print, Filter icons

	Pre-App Nu... ↑	HMA ...	Project...	Project Type	Subap...	Subapplicant Name (Entity)	Applic...	Status ...	Region	Federa...	Owner...	Owner ...	
1	PA-00002828	HMGP		Seismic Retrofitting	Project	Governor's Office of Emergency Services (Cal OES)	Draft		Inland		Ryan	Massello	



Goals of NOI Submission

- Time and resource management
- Screening tool for eligibility and competitiveness
- Early intervention to flag potential issues
- Determine if potential projects are aligned with FEMA and State funding priorities for mitigation
- Remember, all steps occur in the Cal OES Engage Portal

1

NOI Submission

2

NOI Approval

3

Subapplication
Development

4

Subapplication
Submission

Approval of the NOI aka Pre-Application

- Upon review and approval of the NOI, the subapplication process may begin
- Subapplications will appear as “Application” records on your landing page
- Once clicked into an Application record, there are other prompts to complete a Full Subapplication
- OES representatives will provide further Technical Assistance on this process.



Navigating to the Subapplication Page

The screenshot shows the top navigation bar of the Cal OES website. On the left is the Cal OES logo with the text "GOVERNOR'S OFFICE OF EMERGENCY SERVICES". On the right are navigation links for "Home", "Notice of Interests (NOI)", and "Subapplication", along with a user profile for "Ryan Massello". The main content area features a background image of a firefighting aircraft (number 910) dropping retardant over a forest. The text "Hazard Mitigation Assistance" is centered over the image. Below the text is a search bar with the placeholder text "Search for NOI,Application" and a "Search" button.



Subapplication Page: List of records

 Applications
All ▾ 

Printable View

1 item • Sorted by Incident • Filtered by All applications • Updated a few seconds ago

Search this list...



Incident ↑	Application Nu...	Pre-Applic...	Subapplicati...	Project Type	Subapplica...	Is this proje...	RFI Pending?	Subapplicati...	Status	Status Reason	
1	Rolling Application	AP-00982	Planning	Plan Update	No	<input type="checkbox"/>	8/4/2023	Draft	Not Started		▾

- The Resilience Branch may provide additional project scoping/technical assistance activities to develop a full subapplication in Engage.

Thank you!

HM Summit 2024

www.caloes.ca.gov



Navigating Hazard Mitigation Systems

Stephanie Stephens, Non-Disaster Grants Branch Chief

December 5, 2024



FEMA

Hazard Mitigation Programs and their Systems

FEMA-GO

- BRIC
- FMA
- HHPD
- NDSP

E-grants

- CDS-PDM
- PDM

NEMIS

- HMGP
- HMGP Post-Fire



FEMA-GO System Updates

- Closeout Module
 - The FEMA-GO Closeout Module for BRIC is projected to go live between December 2024 – March 2025.
 - FEMA will process any closeout packages received prior to the rollout of the Closeout Module outside of the FEMA-GO system.
 - All projects must adhere to the activity completion date provided by Cal OES.
 - Delays in the rollout of the Closeout Module does not serve as ground for extension to a project.
- Amendments
 - Period of Performance (POP) Extensions can now be processed in FEMA-GO, and approved POP extensions will now be visible in subsequent award letters.
 - Sub-recipients should adhere to the activity completion date provided by Cal OES, not FEMA.
 - Budget and Scope of Work (SOW) Amendment Modules are a future goal of the FEMA-GO team to be improved and implemented.



FEMA

FEMA-GO System Updates Cont.


- HMGP / HMGP Post-Fire
 - HMGP will be the next mitigation grant program to use FEMA-GO.
 - Initially, HMGP was going to be rolled into FEMA-GO by the end of 2024; however, that timeline has been pushed back with no definitive date.
 - Region 6 has been using FEMA-GO for small HMGP disaster awards to run as a test for FEMA-GO deficiencies.
- CDS-PDM
 - We have not been told for certain whether CDS-PDM will use FEMA-GO in the future.
 - Please continue to use e-grants for all CDS-PDM activities.
- PDM
 - PDM will continue to use e-grants for all amendments and closeouts.
 - FY2019 was the last PDM cycle before BRIC was implemented in its place in FY2020.
 - We have one remaining project to be awarded for PDM in Region 9.



FEMA

FEMA customers

FEMA Grants Outcomes is now using Login.gov to manage your login and authentication experience. To view or manage your account, sign in to or create an account with Login.gov.

Sign in with  LOGIN.GOV

Welcome to FEMA Grants Outcomes!

Grants Outcomes (GO) is FEMA's new platform for submitting, approving, and managing FEMA grants.


New user information

First name

Last name

Submit

 Cancel

 Department of Homeland Security (DHS) Consent

GETTING STARTED IN FEMA GO: INDIVIDUAL USER

Step 1

Step 1

- SAM.gov

Step 2

Step 2

- FEMA GO

Step 3

Step 3

- UEI Link

Search for your organization

Search by UEI or UEI-EFT

123456789123-1234

Search

If you are not associated with your organization yet, find your point of contact to give you access.

The electronic business point of contact from your sam.gov registration is identified as the point of contact for your organization. They must register in FEMA GO to help you gain access using their same email address as their sam.gov registration. You can go to sam.gov for more help.

Enter your Unique Entity Identifier (UEI) and Electronic Funds Transfer (EFT) indicator (if applicable) to find the names of your electronic business point of contacts.

GETTING STARTED IN FEMA GO: INDIVIDUAL USER

Step 4

- My Team



Step 5

- Programs



Step 6

- Assign Roles

Organization profile: Org Ser001 DN 50150 UEI900050150

Manage my team

Name	Roles and grant programs	Phone	Email for notifications	Actions
FpkAr LrAcr	Authorized Organization Representative, All Programs		test.ser001.acr.50150@test.com	Manage
FpkAr LrAcr	2 Roles, All Programs		test.ser001.acr.sar.50150@test.com	Manage
FpkAr LrAcr	2 Roles, All Programs	(555) 555-1212	test.ser001.acr.50150@test.com	Manage
FpkAr LrAcr	2 Roles, All Programs		test.ser001.acr.am.50150@test.com	Manage

Organization profile: Org Ser001 DN 50150 UEI900050150

Manage my team

Add new team member

Name	Roles and grant programs	Phone	Email for notifications	Actions
FpkAr LrAcr	Authorized Organization Representative, All Programs		test.ser001.acr.50150@test.com	Manage
FpkAr LrAcr	2 Roles, All Programs		test.ser001.acr.sar.50150@test.com	Manage
FpkAr LrAcr	2 Roles, All Programs	(555) 555-1212	test.ser001.acr.50150@test.com	Manage
FpkAr LrAcr	2 Roles, All Programs		test.ser001.acr.am.50150@test.com	Manage

Role 1

Select

Assign program(s) (optional)

- Preparedness: Fire
- Assistance to Firefighters Grants
- Fire Prevention and Safety
- Staffing for Adequate Fire and Emergency Response (SAFER)
- Mitigation: Hazards

+ Add another role

Role 1

Select

Assign program(s) (optional)

- Preparedness: Fire
- Assistance to Firefighters Grants
- Fire Prevention and Safety
- Staffing for Adequate Fire and Emergency Response (SAFER)
- Mitigation: Hazards

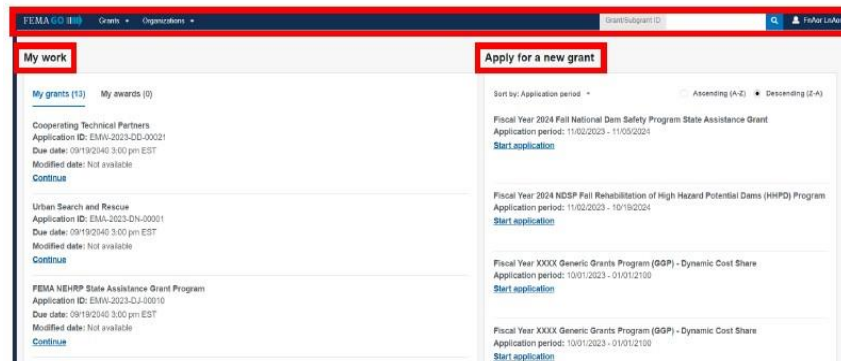
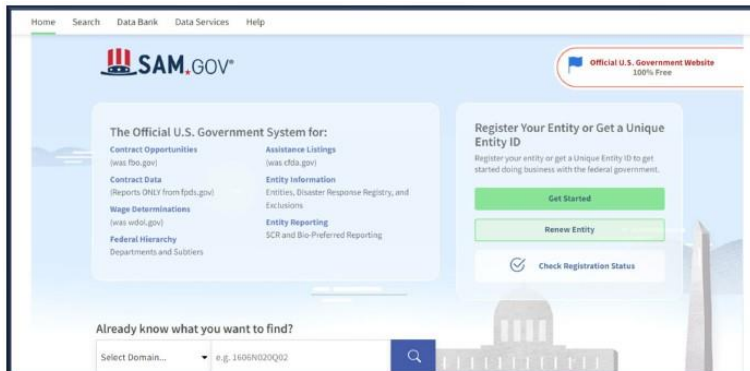
+ Add another role

FEMA GO: Entities

Step 1:
SAM.gov

Step 2:
FEMA GO

Step 3:
Cal OES



When the entity has registered in FEMA GO and assigned roles to its users, the last step is to be linked to Cal OES.

This is done by providing the UEI and user emails. Once linked, the entity is able to launch a subapplication in FEMA GO.

Getting Started in eGrants

STEP 1

Register for eGrants account and set up profile.

STEP 2

Cal OES approves user requests for authorized accounts.

The authorized subgrant agent can set up approved user permissions as other authorized agents or as points of contact.

STEP 3

Create Subapplication

FEMA.gov

Logged in: Eric Jordan | Last login: 09-21-2017 | Session expires in 20 mins | Skip to Content | Home | Logout | Edit Profile

Subgrant Applicant Homepage

Welcome to the Subgrant Applicant section of eGrants. As a subgrant applicant, you can start the process of creating a new subgrant application by clicking the *Create New Application* link; work on un-submitted applications by clicking the *Update/Complete Un-submitted Application(s)* link; or work on submitted applications by clicking the *Revise/Amend Submitted Application(s)* link. Please select an activity from the list below.

Print Blank Applications	allows you to print blank applications.
Create New Application	allows you to create a new subgrant application for your community.
Update/Complete Un-submitted Application(s)	allows you to work on existing subgrant application(s) that you have not yet submitted.
Revise/Amend Submitted Application(s)	allows you to manage subgrant application(s) you have submitted.

Logout

FEMA-GO Help Desk

The BRIC and FMA NOFOs are expected to be released this month. Please pay special attention to Cal OES' due dates and deadlines.

There will be no extensions to the FEMA deadlines!

FEMA GO technical issues must be reported to FEMA through the help desk.
(femago@fema.dhs.gov | 877-611 4700)
BCA Helpline: BCHelpline@fema.dhs.gov | 1-855-540-6744

How to Apply

- Eligible Applicants must apply for funding using FEMA Grants Outcomes (FEMA GO) at the FEMA GO Portal.
- Visit FEMA Grants Outcome (FEMA GO) for Hazard Mitigation Assistance Grants to view the technical user manuals and support materials.

Thank you!

Stephanie Stephens

Non-Disaster Grants Branch Chief

FEMA Region 9; Mitigation Division

Email: stephanie.stephens@fema.dhs.gov

Phone: (202) 893-1604



FEMA