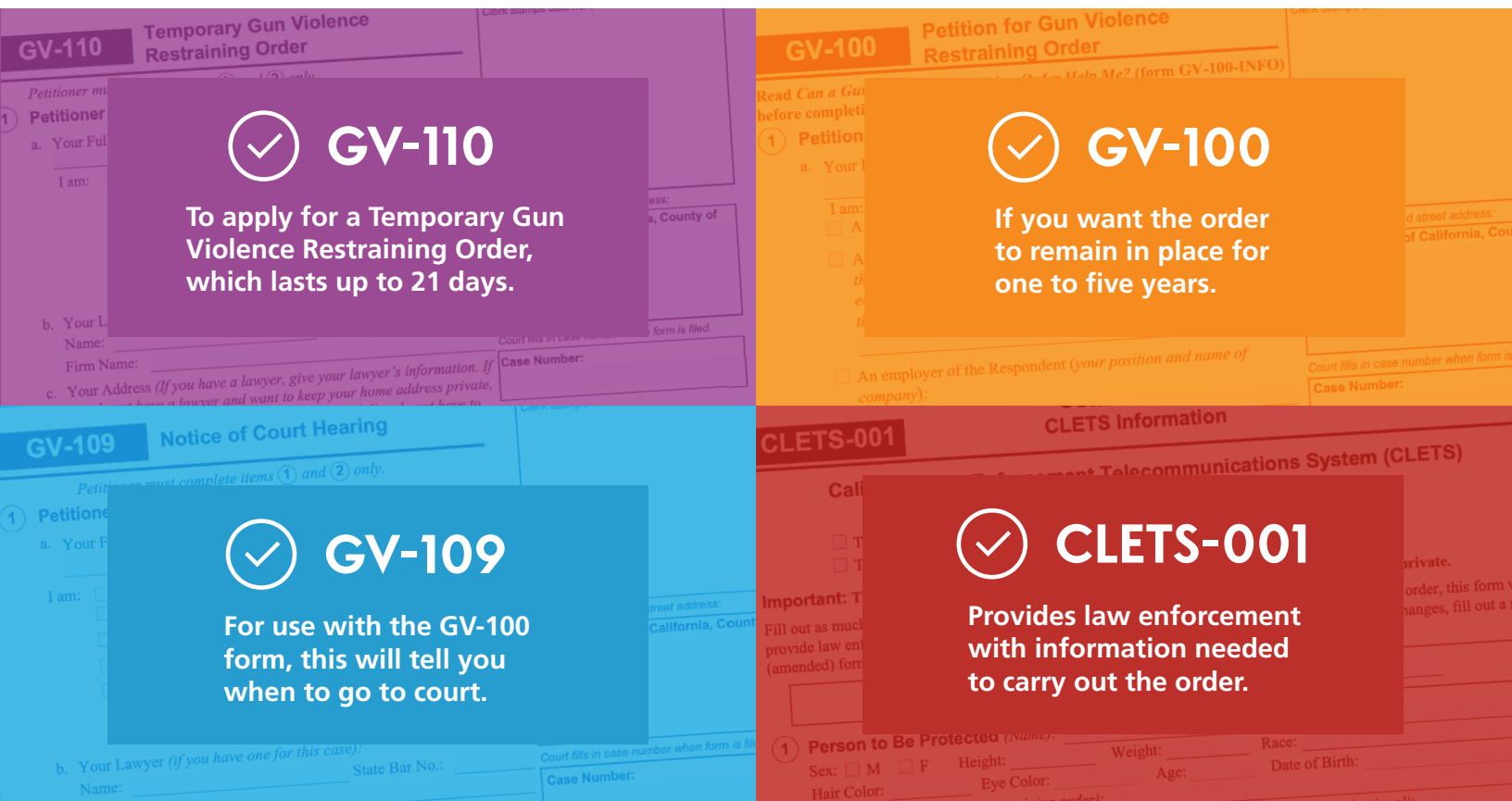



IMPORTANT FORMS FOR A GUN VIOLENCE RESTRAINING ORDER

The information below is a guide to help you fill out the necessary forms to file a request for a Gun Violence Restraining Order. You may need to complete additional forms depending on your county. All forms are available at <https://tinyurl.com/californiacourts> or at your local superior court. Additional support may be available at your local court's self-help center, which can be found at <https://tinyurl.com/selfhelpcourt>.


NECESSARY FORMS






GV-110

To apply for a Temporary Gun Violence Restraining Order, which lasts up to 21 days.




GV-100

If you want the order to remain in place for one to five years.



GV-109

For use with the GV-100 form, this will tell you when to go to court.



CLETS-001

Provides law enforcement with information needed to carry out the order.

TERMS YOU SHOULD KNOW



PETITIONER

You, the one filling out the forms to request a Gun Violence Restraining Order



RESPONDENT

Person in crisis



VENUE

The county where the person in crisis lives



COURT CLERK

The recordkeeper of the courthouse

GV-110

TEMPORARY GUN VIOLENCE RESTRAINING ORDER

- In Step 1, fill out your information and check the box that applies to your relationship to the person in crisis. You don't need a lawyer to apply for a Temporary Gun Violence Restraining Order, but if you have one, you can include their information here.
- Fill out information for the person in crisis in Step 2. Make sure you fill all required information fields that have a star (*). The remaining sections will be filled out by the court.

GV-100

PETITION FOR GUN VIOLENCE RESTRAINING ORDER (1 TO 5 YEARS)

- If you don't know the court history of the person in crisis or what firearms they have, you can check "No" in Steps 4 and 5. *Checking "No" will not negatively impact your application.*
- In Step 6, you will need to present facts to show that the person may harm themselves or others. Include any information that will help the judge understand why the order is necessary and other less serious actions that have been tried and not worked.

GV-109

NOTICE OF COURT HEARING

- You must bring this form to the court and provide information from Steps 1 and 2. The remaining sections of this form will be completed by the court and returned to you.
- The court will use this form to inform you of your court date, seen in Step 3.

CLETS-001

CONFIDENTIAL CLETS INFORMATION

- CLETS stands for "California Law Enforcement Telecommunications System." This is a computer network that gives law enforcement access to state and national information for public safety.
- This form will provide law enforcement with the information needed to enforce a Gun Violence Restraining Order, if issued. Fill out as much of this form as you can and give it to the court clerk.
- *This form is confidential and will not be in the court file.*

ADDITIONAL FORMS

Though all California counties use the same basic set of forms, your county may require additional documents. To see if you need additional forms, contact your court clerk or check your court's website at tinyurl.com/findmycourt.



For more information on Gun Violence Restraining Orders: [GunSafety.CA.gov](https://gunsafety.ca.gov)