



Nonprofit Security Grant Program 2021 Application Workshop

Presented by

Cal OES Infrastructure Protection Grants Unit



Agenda



- Funding Overview
- Notice of Funding Opportunity (NOFO) 2021
- National Preparedness Goals
- Eligibility Criteria
- Urban Area Security Initiative areas (UASI)
- Grant Performance Period
- Allowable and Unallowable Costs
- Construction and Renovation
- Application Required Documents
- Investment Justification Application Walkthrough
- Application Scoring
- Grant Timeline
- Workshops and Webinars
- Threat Assessment Centers
- Questions
- Useful links and Resources



Funding Overview



The U.S. Department of Homeland Security (DHS), Federal Emergency Management Agency (FEMA)

DHS/FEMA has announced the FY 2021 Nonprofit Security Grant Program (NSGP) in the amount of \$180 million, available nationwide for U.S. nonprofit organizations that are determined to be at high-risk of terrorist attack. The NSGP also seeks to integrate the preparedness activities of nonprofit organization with broader state and local preparedness efforts.

Of the \$180 million, \$90 million is available to nonprofits located in designated urban areas (NSGP-UA), and \$90 million is available to nonprofits located outside designated urban areas (NSGP-S).



Funding Overview



Organizations within a specific designated California Urban Area Security Initiative (UASI) may apply through the State Administrative Agency (SAA) for an award of up to \$150,000 which is identified as **NSGP-UA**.

These UASI areas are:

**Anaheim/Santa Ana Area, Bay Area,
Los Angeles/Long Beach Area, Riverside Area,
Sacramento Area, and San Diego Area.**

For **NSGP-S** applicants, California set the maximum amount of the NSGP-S grant at \$150,000.



Notice of Funding Opportunity (NOFO) 2021



- FEMA released the Fiscal Year (FY) 2021 Nonprofit Security Grant Program (NSGP) Notice of Funding Opportunity (NOFO) on February 25, 2021.
- Each nonprofit organization must apply through their respective State Administrative Agency (SAA).

THE DUE DATE FOR THE APPLICATION IS

WEDNESDAY, APRIL 07, 2021 AT 08:00 AM PT

**ALL APPLICATION DOCUMENTS MUST BE SUBMITTED BEFORE THIS
TIME**

NO LATE SUBMISSION WILL BE ACCEPTED



Who is Eligible ?



Nonprofit organizations that are described as an Internal Revenue Service (IRS) 501(c)(3) entity and exempt from tax under section 501 (a) of the internal Revenue Code.

- Organizations such as churches, mosques, and synagogues are considered automatically exempt if they meet the requirements of section 501(c)(3) and do not have to apply for and receive a recognition of exemption from the IRS.
- For organizations that IRS requires to apply for and receive a recognition of exemption under section 501(c)(3), Cal OES requests that they submit their 501(c)(3) designation letter to validate their exemption status.

Located within an FY 2021 UASI-designated urban area for the NSGP-Urban Area (NSGP-UA; or located outside of and FY 021 UASI-designated Urban Area-for NSGP-State (NSGP-S).

Able to demonstrate, through the application, that the organization is at high risk for terrorist attack.



What entities are NOT Eligible ?



- Utility Companies
- For-profit transportation companies, such as companies offering bus services
- For-profit hospitals
- Organizations active in politics, lobbying, and advocacy work
 - Volunteer Fire Departments
 - Community Service Organizations (Kiwanis, Rotary, and Lions Clubs)
 - Homeowner Associations
- Labor, agricultural, or horticultural organizations
 - Labor unions, county fairs, and flower societies are examples of the types of groups



What's New in 2021



The funding amount has increased from \$100,000 in 2020 to \$150,000 for NSGP-S and NSGP-UA

Allowable equipment outside AEL Categories 14 and 15 include ONLY the following:

- Handheld Radios (AEL 06CP-01-PORT – Radio, Portable)
- Public Warning Systems (030E-03-MEGA – System, Public Address, Handheld or Mobile)

What's New in 2021



- An application submitted by an otherwise eligible non-federal entity (i.e., the applicant) may be deemed ineligible when the person that submitted the application is not:
- 1) a **current employee, personnel, official, staff or leadership** of the non-federal entity; and
- 2) **duly authorized to apply** for an award on behalf of the non-federal entity at the time of application.
- Further, the Authorized Organization Representative (AOR) must be a duly authorized current employee, personnel, official, staff or leadership of the recipient and **provide an email address unique to the recipient at the time of application and upon any change in assignment during the period of performance.** **Consultants or contractors of the recipient are not permitted to be the AOR of the recipient.**



National Preparedness Goal



The National Preparedness Goal (the GOAL) is “A secure and resilient nation with the capabilities required across the whole community to prevent, protect against, mitigate, respond to, and recover from the threats and hazards that pose the greatest risk.”

Using the core capabilities, the National Preparedness Goal is achieved through five mission areas: **Prevention, Protection, Mitigation, Response, and Recovery.**



FY 2021 NSGP Eligible UASI Areas



Anaheim/Santa Ana Area

POC: Kerrstyn Vega
Phone: 714-765-1445
Email: kvega@anaheim.net

Bay Area

POC: Mary Landers
Phone: 415-353-5225
Email: mary.land@sfgov.org

Los Angeles/Long Beach

POC: Gabriela Jasso
Phone: 213-978-0765
Email: gabriela.jasso@laCity.org

Riverside

POC: Mark Annas
Phone: 951-320-8100
Email: mannas@riversideca.gov

Sacramento Area

POC: Der Xiong
Phone: 916-808-3775
Email: derxiong@pd.cityofsacramento.org

San Diego Area

POC: Renee Coleman
Phone: 619-533-6758
Email: Rcoleman@sandiego.gov



UASI: Sacramento, San Diego, Anaheim/Santa Ana



The Sacramento Urban Area is comprised of

- Sacramento County
- El Dorado County
- Placer County
- Yolo County
- Includes the jurisdictions of Citrus Heights, Davis, Elk Grove, Folsom, Rancho Cordova, Rocklin, Roseville, Sacramento, West Sacramento, Woodland

The San Diego Urban Area is comprised of

- San Diego County

Anaheim/Santa Ana Urban Area is comprised of

- Orange County



UASI: Bay Area



The Bay Area UASI is comprised of

- Alameda County
- Contra Costa County
- Marin County
- Monterey County
- Napa County
- San Benito County
- San Francisco County
- San Mateo County
- Santa Clara County
- Santa Cruz County
- Solano County
- Sonoma County
- And 3 Cities (San Francisco, San Jose, and Oakland)



UASI: Riverside, Los Angeles/Long Beach



The Riverside Urban Area is comprised of the following incorporated cities and Census designated places inside Riverside and San Bernardino County.

Incorporated Cities		Census designated places
Chino	Montclair	Bloomington
Chino Hills	Moreno Valley	Highgrove
Colton	Norco	Home Gardens
Corona	Ontario	Woodcrest
Eastvale	Rancho Cucamonga	Tribal Areas of the San Manuel Band of Mission Indians
Fontana	Redlands	
Grand Terrace	Rialto	
Highland	Riverside	
Jurupa Valley	San Bernardino	
Loma Linda	Upland	



UASI: Los Angeles/Long Beach



The Los Angeles/Long Beach Urban Area is comprised of the City of Los Angeles, the City of Long Beach, and those cities contiguous to either the City of Los Angeles or the City of Long Beach. In addition, the public safety and health agencies of the County of Los Angeles are eligible grant subrecipients.

Contiguous Cities to Los Angeles City		Contiguous Cities to Long Beach
Alhambra	Lomita	Bellflower
Beverly Hills	Long Beach	Carson
Burbank	Lynwood	Compton
Calabasas	Monterey Park	Hawaiian Gardens
Carson	Pasadena	Lakewood
Commerce	Rancho Palos Verdes	Paramount
Culver City	San Fernando	Signal Hill
El Segundo	Santa Monica	
Gardena	South Gate	
Glendale	South Pasadena	
Hawthorne	Torrance	
Hidden Hills	Vernon	
Huntington Park	West Hollywood	
Inglewood		



Grant Performance Period



ALL GRANT FUNDS MUST BE EXPENDED DURING THE PERIOD OF PERFORMANCE

- Performance Period starts October 1, 2021.
- **Subrecipients have until May 31, 2024** to utilize all their grant funds.
- You cannot be Reimbursed for, or Advanced funds for activities begun before you receive notification of completion of the application process.
- The application process must be completed within **45** days after the last required document workshop.



Allowable Costs



Equipment Costs:

Are focused on target hardening activities. Funding is limited to two categories of items on the [Authorized Equipment List](#) (AEL):
Physical Security Enhancement Equipment (category 14).
Inspection and Screening Systems (category 15).





- Public Warning Systems (030E-03-MEGA – System, Public Address, Handheld or Mobile
 - Handheld Radios (AEL 06CP-01-PORT – Radio, Portable)

Security Cameras	Bollards
	



Allowable Costs: Equipment Examples



Fencing	Security Lighting
	
Access Control Systems	Blast Protection
	



Allowable Costs



Training:

Training is limited to an organization's security personnel, staff, members and volunteers only.

- Offsite or onsite security training is allowed.
- Train-the trainer courses are allowed.

Allowable training-related costs are limited to attendance fees and related expenses such as materials, supplies, and/or equipment.

- Allowable training/exercise include physical and cybersecurity, target hardening, and terrorism awareness/employee preparedness, which includes programs such as Community Emergency Response Team (CERT) training, Active Shooter training, and Emergency First Aid training.
- Applications should include specific details about any proposed training/exercises, to include topic, organization attendees/participants, length and what vulnerability the activity will help mitigate



Allowable Costs



Exercise:

Funding may be used to conduct security-related exercises. This includes costs related to planning, meeting space and other meeting costs, facilitation costs, materials and supplies, and documentation.

- All shortcomings or gaps found during the exercise, including those identified for children and individuals with access and functional needs—should be identified in an improvement plan. Improvement plans should be dynamic documents with corrective actions continually monitored and implemented as part of improving preparedness through the exercise cycle.



Allowable Costs



Planning:

Funding may be used for security or emergency planning expenses and the materials required to conduct planning activities. Planning must be related to the protection of the facility and the people within the facility and should include access and functional needs as well as those with limited English proficiency. Examples of planning activities allowable under this program include:

- Development and enhancement of security plans and protocols;
- Development or further strengthening of security assessments;
- Emergency contingency plans or Continuity of Operation Plans;
- Evacuation/Shelter-in-place Plans Security Risk Management Plans
- Emergency Response plans



Allowable Costs- Personnel



Hiring of Contracted Security Personnel :

is allowed under this program only as described in the NOFO and Preparedness Grant Manual.

- NSGP funds may not be used to purchase equipment for contracted security.
- Application should justify proposed contracted security personnel spending in the target hardening narrative section of the application.
 - **Example: Number of Personnel, Frequency of Use, Hourly Rate.**



Allowable Costs



Management and Administration (M&A):

Subrecipients may use up to 5% of the amount subawarded to them solely for M&A purposes associated with the subaward.

- Hiring of full-time or part-time staff or contractors/consultants to assist with the management and administration of NSGP funds.



Unallowable Costs



- Organization costs, and operational overtime costs
- Hiring of public safety personnel
- General-use expenditures
- License Plate Reader Systems (LPRS)
- Facial recognition software
- Knox Boxes
- Guns/Weapons
- Weapons training
- Overtime and backfill
- Landscaping
- Initiatives which study technology development
- Sexual Predator Screening Database
- Initiatives that do not address the implementation of programs/initiatives to build prevention and protection-focused capabilities directed at identified facilities and/or the surrounding communities
- The development of risk/vulnerability assessment models
- Initiatives that fund risk or vulnerability security assessments or the development of the IJ
- Initiatives in which Federal agencies are the beneficiary or that enhance Federal property
- Initiatives which study technology development
- Proof-of-concept initiatives
- Initiatives that duplicate capabilities being provided by the Federal Government
- Organizational operating expenses
- Reimbursement of pre-award costs (including grant writer fees)

Any expenses incurred on your projects
BEFORE YOUR PROJECT AWARD LETTER IS ISSUED



Construction and Renovation



- NSGP funding may not be used for construction and renovation projects without prior written approval from DHS/FEMA. All recipients of NSGP funds must request and receive approval from DHS/FEMA before any NSGP funds are used for any construction or renovation.
- The total cost of any construction or renovation paid for using NSGP funds may not exceed 15 percent (15%) of the NSGP award.
- Installation of Equipment is Not considered Construction.



Application Required Documents



1. Investment Justification Excel Application
2. Vulnerability Assessment Worksheet & VA (if applicable)
3. Contact Sheet
4. Mission Statement

These documents are ALL required to be submitted at the time of your application submission. No other documents will be accepted.



Application Requirements



Your Application-Investment Justification (IJ) document must be for:

- one site; one IJ per site, and only one site per IJ;
- Site with a physical address (not a PO Box Number); and For the location(s) that the nonprofit occupies at the time of application.

Applicants with multiple sites may apply for up to \$150,000 per site, for up to three sites, for a maximum of \$450,000 per applicant.

(You must have an IJ for each site, and a separate VA for each site)



Application Requirements



1. NSGP IJ

Each sub-applicant may apply for up to \$150,000. The funding may be requested for multiple sites, but the organization must submit a complete IJ for each site, with only one site per IJ. A separate DUNS number is required for each site.

The IJ must describe each investment proposed for funding. The investments or projects described in the IJ must:

- Be for the location(s) that the nonprofit occupies at the time of application;
- Address an identified risk, including threat and vulnerability
- Demonstrate the ability to provide enhancements consistent with the purpose of the program and guidance provided by DHS/FEMA;
- Be both feasible and effective at reducing the risks for which the project was designed;
- Be able to be fully completed within the three-year period of performance; and
- Be consistent with all applicable requirements outlined in the NOFO and the Preparedness Grants Manual.

Application Process: Contacts Template



Cal OES
GOVERNOR'S OFFICE
OF EMERGENCY SERVICES

Legal name of the organization as indicated on the 501(c) (3) document	
Location - address of facility applying for the security grant enhancements	
Mailing, address if different	
Website address of the Nonprofit Organization (Verifiable)	
Email address of the Nonprofit organization	
Telephone number of the Nonprofit facility	



Cal OES
GOVERNOR'S OFFICE
OF EMERGENCY SERVICES



Application Process: Contact Template



- Provide the name of the organization
- Location/address of the facility applying for the grant. Provide the mailing address if different.
- Web address/URL of the Nonprofit Organization (Verifiable).
- Provide the Email address of the Nonprofit Organization.
- Telephone number of Nonprofit Organization that is applying.
- Name and Title/Role of the person preparing the IJ application documents.
- Yes or No – Is this individual Authorized by the applying organization to submit on their behalf?
- Print the Name, title/role, phone number, and email information of the primary Point of Contact (POC) who will work directly with us on grant transactions.
- Print the contact information for each additional POC. Use a separate sheet if needed for additional information.

PROVIDE AT LEAST TWO CONTACTS

Not Scored



Application Process: Mission Statement



An official Memorandum or Letter from the applicant on its own letterhead

- Provides the “Who, What, and Why” about the organization
- No official format, but should state the intent/purpose of the organization
- It is used to validate information in Investment Justification (IJ) – the application
- Used to categorize the facility (faith-based, education, medical, other).
- Not scored as part of the overall application
- Federal Requirement



Application Process: Mission Statement Sample



O U R C O N G R E G A T I O N

Date: April 21, 2017

From: Congregation of Congregates

Subject: Mission Statement

Our congregation prides itself on serving the community through outreach, charity, and support of our local programs. We congregate regularly to better the lives of our patrons and community. Through outreach we build a better, more cohesive community. Through charity, we assist those who are not as fortunate. Through support of our local programs, we give back to the community that congregates with us.

It is our congregation's honor to be a part of this community and remain a pillar of trust within it.

Sincerely,





Application Process: Vulnerability Assessment



Obtain a Vulnerability Assessment (VA) for your organization and complete the Cal OES Vulnerability Worksheet.

- The VA defines, identifies, threats, vulnerabilities, and threats specific to the facility/site in the application.
- Prioritizes vulnerabilities of the organization's structure.
- The VA provides the organization with knowledge of what equipment to purchase to make the organization safer.
- Align your equipment requests with your organization's risk, which are the threats you may face, your vulnerabilities, and the potential consequences of an attack.



Application Process: Vulnerability Assessment



Applicants should keep in mind that the VA is the foundation from which the IJ is built upon it addresses the threats, vulnerabilities, and consequences of potential events at a site or location.

Equipment requested in the IJ should directly link to the threats, vulnerabilities, and potential consequences to the facility, as identified in the VA.

- Equipment that does not appear to directly tie to the findings identified in the VA, May not be funded or may be placed on hold by FEMA.

The VA is encouraged to be performed by a person with security, emergency services, military or law enforcement background. This person may be active or retired.

If a Security Company prepares your Vulnerability Assessment they are prohibited from Bidding or Contracting for the Equipment Installation in accordance with [2 CFR§ 215.43 Competition](#).



Application Process: Vulnerability Assessment



- Previous assessments can be used if still current and applicable and results of the assessment must be recorded in the Vulnerability Assessment Worksheet and Annex 1.
- A webinar on how to complete the Vulnerability Worksheet is available on our website at [VA Worksheet webinar](#)
- The Cal OES Critical Infrastructure Protection (CIP) Unit may assist in contacting a regional fusion center for additional information on the conduct of a vulnerability assessment. They can be contacted at: infoshare@caloes.ca.gov.



Application Process: Investment Justification



- It is the Who, What, When, Where, Why and How of the organization's plan for target hardening.
- It is an Excel Fillable form that Cal OES/FEMA uses to score and rank each application.
(DO NOT alter this Excel Form)
- The IJ has 7 subsections that need to be fully addressed (Sections I-VII).
- It Should be consistent with VA & address target hardening initiatives that will mitigate identified vulnerabilities.
- Establishes the project timeline and milestones for completion of proposed investments and identifies key individuals that will be involved in implementing administering the award.



Requirement of the IJ



Each applicant must develop a formal IJ that addresses each investment proposed for funding.

- Address an identified risk, including threat and vulnerability, and build or sustain a core capability identified in the Goal;
- Demonstrate the ability to provide enhancements consistent with the purpose of the program and guidance provided by DHS/FEMA;
- Be both feasible and effective at reducing the risks for which the project was designed;
- Be able to be fully completed within the three-year period of performance; and
- Be consistent with all applicable requirements outlined in the NOFO.



Investment Justification

(Application)
Walkthrough



Investment Justification



NSGP Investment Justification

I. Nonprofit Organization Applicant Information

Identify the Following:

Legal Name of the Organization

Physical Address of the Facility

(One Investment Justification per facility; include city, state, and zip code)

County

Year the Original Facility was Constructed

Organization Type (Short description of organization's ideology, beliefs and mission)

(400 character max- not including spaces)

Membership and community served

501(c)(3) Tax-exempt designation

Dun and Bradstreet Number

Applications can only be submitted with a **current** and **valid** DUNS number; pending DUNS numbers will **not** be accepted.

Urban Area Security Initiative - designated Urban Area (if applicable)

NSGP Federal Funding Request

NSGP Total Project Cost

Any Current Contract with DHS (yes/no)

This does not include any DHS or NSGP grant funds previously awarded to the nonprofit organization.



Investment Justification

Section I: Applicant Information



- **Legal Name of the Organization:** If you registered as a corporation in California under a different name you will need to notify the federal government, Dun and Bradstreet to update the organization's profile.
 - Applications can only be submitted with a current and valid DUNS number; pending DUNS numbers are not accepted
- **Physical Address of the Facility to include the City and/or County Name:** This is your project address; the address you are currently residing in at the time of the application.
- **Year the Original Facility was Constructed:** You should enter the year the project facility was constructed.
- **Organization Type:** Short description of organization's ideology, beliefs and mission.



Investment Justification

Section I: Applicant Information



- **501(c)(3) Tax-exempt organization:** Yes or No
- **Dun and Bradstreet Number:** Call 1-800-700-2733 for information on how to obtain or update your organization's profile. (***Applications can only be submitted with a current and valid DUNS number, pending DUNS numbers will not be accepted***)
- **FY 2021 Urban Area:** Select from dropdown (Example: Los Angeles/Long Beach).
- IF you are **NOT** within a UASI-designated urban area. Select (Not within a UASI-designated urban area) in the Drop Down.
- **FY 2021 NSGP Federal Funding Request:** Up to \$150,000 for Applicants within the UASI Area.
- If you are applying for the NSGP-S **Total cannot exceed \$150,000.**
- **Any Current Contract with DHS:** Yes or No – if yes, please describe (This does not include previously awarded NSGP Grant funds).



Investment Justification

Section II: Background Information



Describe the nonprofit organization including:

- Membership and community served.
- Symbolic value of the site(s) as a highly recognized national or historical institution that renders the site as a possible target of terrorism.
 - The applicant should address how its facilities make it a target at a local or regional level
- Any role in responding to or recovering from terrorist attacks and your involvement in your community in emergency preparedness activities or response.

II. Background

Describe the nonprofit organization including: (500 character max per text box - not including spaces)

Describe the symbolic value of the site as a highly recognized national or historic institution or significant institution within the community that renders the site as a possible target of terrorism

Describe any previous or existing role in responding to or recovering from terrorist attacks



Investment Justification Section III: Risk



DHS defines risk as the product of three principal variables: Threat, Vulnerability, and Consequences.

Threat: Applicant should discuss the identification and substantiation of prior threats or attacks on the organization or similar organizations.

Vulnerabilities: Applicant should discuss the organization's susceptibility to destruction, incapacitation or exploitation. The applicant should detail and summarize the findings from the VA, spelling out exactly what physical weaknesses at its location that make it an attractive target.

Potential Consequences: Consider potential consequences, the potential negative effects on an organization's assets, system, and/or network if damaged destroyed or disrupted by a terrorist.



Investment Justification Section III: Risk



In order to receive maximum point score, you must provide answers to all three categories.

- A. Threat
- B. Vulnerabilities
- C. Potential Consequences

III. Risk
<p>DHS defines risk as the product of three principal variables: <i>Threat, Vulnerability, and Consequences</i>. In the space below, describe specific findings from previously conducted risk assessments, including A) Threats, B) Vulnerabilities, and C) Potential Consequences of an attack.</p> <p>A) Threat: In considering threat, the applicant should discuss the identification and substantiation of specific threats or attacks against the nonprofit organization or closely related organization by a terrorist organization, network, or cell. The applicant should also discuss findings from a risk assessment, police findings, and/or insurance claims specific to the location being applied for including dates and specific threats.</p> <div></div>
<p>B) Vulnerabilities: In considering vulnerabilities, the applicant should discuss the organization's susceptibility to destruction, incapacitation, or exploitation by a terrorist attack.</p> <div></div>
<p>C) Potential Consequences: In considering potential consequences, the applicant should discuss potential negative effects on the organization's asset, system, and/or network if damaged, destroyed, or disrupted by a terrorist attack.</p> <div></div>



Investment Justification

Section IV: Target Hardening



Describe the proposed target hardening activity:

- **Total Federal funds requested:**
 - Up to a maximum of \$150,000 is available for organizations located inside the UASI Area
 - \$150,000 maximum outside the UASI Area
- **Security related training courses and programs if requested:**
 - Allowable training topics are limited to the protection of Critical infrastructure/Key Resources, including physical and cyber security, target hardening, and terrorism awareness/employee preparedness.
- **Describe the equipment requested:** Include the AEL Number/s and Title(s) of the desired equipment.
Allowable equipment is limited to:
 - Physical Security Enhancement Equipment
 - **(AEL Category 14)**
 - Inspection and Screening Systems **(AEL Category 15)**
 - Handheld Radios (AEL 06CP-01-PORT – Radio, Portable)
 - Public Warning Systems (030E-03-MEGA – System, Public)



Investment Justification

Section IV: Target Hardening



ALL proposed target hardening activities and associated costs,
All proposed projects and activity should be thoroughly detailed, costs justified, and linked to your VA established.

- Example 1: Fencing 230 feet of 8-foot chain-length fencing topped with 1 foot of barbed wire, to address vulnerability to breaching along the west side of the facility. 240 feet X \$208.33 per foot=\$50,000
- Example 2: \$5,000 for 8 exterior cameras, 3 located on lighting poles in the parking lot, 1 adjacent to the main entrance to the facility, and 1 on each corner of the building (4 corners), to address inability to monitor the exterior of our facility and identify suspicious activity. 8 cameras X \$625=\$5,000

Proposed contracted security personnel, planning, training, and exercise costs are also captured, detailed, and linked to vulnerabilities in the VA in this section, this is similar to examples above.

If you are requesting Management and Administration Costs you must request it in the Section IV, it cannot be added later.



Investment Justification

Section IV: Target Hardening



If you choose to request funding for Equipment, Training, Exercise, Planning, and/or Contracted Security:

Enter all the details regarding your funding request in **Section IV Target Hardening**.

Include in this section to list all physical security equipment proposed for purchase in the narrative portion of Section IV.

- Must include the correct AEL Numbers/s and Titles(s) of all proposed equipment purchases, the vulnerability in Section III it addresses, and the total amount requested per item.

Total funds requested must match in both the narrative and budget portion of Section IV, along with the total federal funding requested in Section I.

Any discrepancies across the 3 requested funding amounts will result in financial hold by FEMA

Investment Justification

Section IV: Target Hardening



IV. Target Hardening (14 possible points out of 40)

In this section, describe each proposed activity or investment and the identified threat or vulnerability that it addresses as well as the associated cost with each activity or investment. Allowable costs are focused on target hardening activities as well as planning related costs, exercise related costs, contracted security personnel, and security-related training courses and programs limited to the protection of critical infrastructure key resources, including physical and cyber security, target hardening, and terrorism awareness/employee preparedness. Funding can also be used for the acquisition and installation of security equipment on real property (2,200 character max - not including spaces)

In this section, list all target hardening equipment being proposed. Include the Authorized Equipment List (AEL) number and description, the vulnerability the equipment addresses, and the funding requested.

Allowable equipment is limited to two categories of items on the AEL:

- AEL Section 14 - Physical Security Enhancement Equipment
- AEL Section 15 - Inspection and Screening Systems

The equipment categories are listed on the web based AEL on the FEMA website, <https://www.fema.gov/authorized-equipment-list>.

AEL Number	Description of Item to be Purchased	Vulnerability to be Addressed	Funding Requested
Ex. ALRM	Systems/Sensors, Alarm	Vulnerable entry	\$7,000
1.			
2.			
3.			
4.			



Investment Justification

Section IV: Target Hardening



- Equipment listed in this section is the equipment your organization will be expected to install. Equipment must correlate to your Vulnerability/Risk Assessment.
- Bait and Switch Requests will be denied by DHS/FEMA. (This occurs when an organization is awarded grant funding but never intends to use the grant funding as awarded based on its IJ and vulnerability assessment.)
- Evaluation of your IJ application is based on how your proposal addresses the needs identified in the vulnerability assessment and your ability to complete the equipment installations within your budget and the grant performance period.

The AEL List is located on FEMA's website.
<https://www.fema.gov/authorized-equipment-list>



Investment Justification

Section V: Milestones



- Provide description and associated key activities that lead to the milestone event.
- Start dates should reflect the start of the associated key activities and end dates should reflect when the **MILESTONE EVENT WILL OCCUR.**

Item 1. Could relate to the date you expect you will have submitted all your application documents.

Item 2. Milestone should reflect considerations to Environmental Planning and Historic Preservation Review approval.

Item 3. Could indicate when you expect to have obtained all of your bids and begin your first project.

- Milestone Considerations: time to complete bidding process, time to complete work, and the organization's time involved with managing the projects.



Investment Justification

Section V: Milestones



V. Milestones

Provide description and associated key activities that lead to the milestone event over the NSGP period of performance. Start dates should reflect the start of the associated key activities and end dates should reflect when the milestone event will occur. Milestones should reflect considerations to Environmental Planning and Historic Preservation reviews when applicable. (10 milestones maximum)

	Milestone	State Date	Completion Date
1.			
2.			
3.			
4.			
5.			
6.			
7.			
8.			
9.			
10.			



Investment Justification

Section VI: Project Management



- Who will manage the project? Include the name, phone number, and/or email address, and experience of the project manager(s).
- If multiple individuals are listed, their roles and responsibilities for various phases of the project implantation should be listed as well as experience in executing those responsibilities in similar projects.

VI. Project Management
<p>Who will manage the project: Include the name, phone number, and/or email address, and experience of the project manager(s)</p> <div></div>
<p>Describe the project management, including:</p> <ul style="list-style-type: none">- Description of any challenges to the effective implementation of this project- Coordination of the project with State and local homeland security partners <p>(2,200 character max - not including spaces)</p>



Investment Justification

Section VI: Project Management



- If multiple individuals are listed in Section IV, the overall governing structure of the group should be explained.
- The section also includes a narrative section where the applicant must describe and potential project challenges as well as coordination with local homeland security partners.

(2,200 Character Max not including spaces)



Investment Justification

Section VII: Impact



- Describe how the projects you propose in the IJ will mitigate known threats and vulnerabilities.
 - Example Answer: Installation of the 2 requested cameras on the west exterior of our facility will better help our organization monitor and surveil the adjacent empty lot in order to identify suspicious activity in advance of an event. This will help to greatly mitigate the vulnerabilities identified in our VA related to the lack of security along our west side perimeter and the threat of a facility breach in that area.
- How will this investment of funds and equipment make your facility a safer place?



Investment Justification

Section VII: Impact



- Describe how the projects you propose in the IJ will mitigate known threats and vulnerabilities.
- What specific National Preparedness Goal is the investment trying to achieve? (Identified in Slide 10). Core Capability (Physical Security Enhancement)
- How will this investment of funds and equipment make your facility a safer place?

VII. Impact
What measurable outputs and outcomes will indicate that this Investment is successful at the end of the period of performance? (2,200 character max - not including spaces)
<input type="text"/>
Which specific National Preparedness Goal (the Goal) core capabilities does this investment work to achieve? Explain how this Investment supports the building or sustaining of these Goal core capabilities. For more information on the Goal see: http://www.fema.gov/national-preparedness-goal .
<input type="text"/>



Investment Justification

Bonus: Funding History



- **Funding History-Previous Request Name and Funding:** Provide the funding source, funding amount, funding year and investment type.
- An additional 5 points will be given to nonprofit organizations that have not received prior years funding.

Funding History

If the nonprofit organization has received NSGP funding in the past, provide the funding source, funding amount, funding year, and the investment type. If the nonprofit organization has not received NSGP funding in the past, select no and skip to the next section.

NSGP Funding in the Past (yes/no)

Year(s) NSGP Funding Received

Funding Amount

Investment Type

Additional Information



Application Submission



- DHS will make their **Award Determination in the Summer of 2021.**
- Successful applicants will receive a **Notification of Subrecipient Award Approval** letter which will need to be signed and returned within 20 days of receipt.
- Successful Applicants will then need to meet several other application requirements before Cal OES notifies them that they have final approval to proceed.

Cal OES will post a list of the successful California Awardees on our [website](#).



Application Submission: File Naming UASI



Naming Convention for organization within a UASI designated urban area:

FY2021_NSGP_UA_CA_<Urban Area>_<Nonprofit Name>

Examples of naming your Document:

- **FY2021_NSGP_UA_CA_LosAngelesLongBeach_NonprofitName**
- **FY2021_NSGP_UA_CA_LosAngelesLongBeach_NonprofitName_Mission**
- **FY2021_NSGP_UA_CA_LosAngelesLongBeach_NonprofitName_Contacts**
- **FY2021_NSGP_UA_CA_LosAngelesLongBeach_NonprofitName_VA**
- **FY2021_NSGP_UA_CA_LosAngelesLongBeach_NonprofitName_VAWorksheet**

(You are encouraged to abbreviate long organization names. The full names will be in the text of the document. Use Capital letters to separate the names, not spaces. For example: OceanWave)

The first _ is between the CA and UASI Area, the second _ between the UASI area and the Nonprofit name, the third _ between the Nonprofit name and the document name.

When you apply, your email subject lines must include

FY2021_NSGP_UA_CA_<Urban Area>_<Nonprofit Name>



Application Submission: File Naming-Non UASI, NSGP_S



Naming Convention for organization outside of a UASI designated urban area:

FY2021_NSGP_S_CA_<Nonprofit Name>

Examples of naming your Document:

- FY2021_NSGP_S_CA_NonprofitName
- FY2021_NSGP_S_CA_NonprofitName_Mission
- FY2021_NSGP_S_CA_NonprofitName_Contacts
- FY2021_NSGP_S_CA_NonprofitName_VA
- FY2021_NSGP_S_CA_NonprofitName_VAWorksheet

(You are encouraged to abbreviate long organization names. The full names will be in the text of the document. Use Capital letters to separate the names, not spaces. For example: OceanWave)

When you apply, your email subject lines must include:
FY2021_NSGP_S_CA_<Nonprofit Name>



What Makes a Strong Application ?



A strong Investment Justification (IJ) includes:

- Clearly identified risks and vulnerabilities;
- Description of findings from a previously conducted vulnerability assessment;
- Details of any incident(s) including description, dates etc.;
- Brief description of supporting documentation such as police reports or photographs, if applicable;
- Explanation of how proposed investments will mitigate or address vulnerabilities identified from the vulnerability assessment;
- Establish a clear linkage with the investment(s) and core capabilities (See National Preparedness Goal);
- Proposed activities that are allowable costs;
- Realistic milestones that consider Environmental Planning and Historic Preservation review process, if applicable; and Brief description of the project manager(s) level of experience.



Application Submission



NO LATER THAN 8 AM (PT) April 07, 2021.

Attach all application documents listed below to an email and send them to:

Nonprofit.Security.Grant@caloes.ca.gov

Investment Justification Application-Excel

Contact Sheet

Mission Statement

Vulnerability Assessment Worksheet & VA (if Applicable)



Application Scoring



This is a Competitive Grant Process, meaning that your applications will be ranked in comparison to all other applications received. Here are some Applicant Considerations:

- Completeness of the Application to include all required documents.
- Associated Vulnerabilities/Risks with location.
- Do your requested projects correlate to your Vulnerability/Risk Assessment?
- What is the symbolic/social importance of your site as a possible target?



Application Scoring



The SAA will develop a prioritized list of your Investment Justifications. Successfully ranked IJs will be attached and sent to the Department of Homeland Security (DHS) for consideration.

Section	IJ Section Title	Points
I	Applicant Information	Not Scored
II	Background Information	2
III	Risk	12
IV	Target Hardening	14
V	Milestones	4
VI	Project Management	3
VII	Impact	5
	Total	40



Grant Timeline



April 7, 2021

8:00 AM (PST) Applications Due to Cal OES. (All the Required Application documents must be attached in **One email**)

Summer 2021

FEMA announces FY 2021 Subrecipient Awardees

Summer 2021 - Cal OES will notify subrecipient awardees

October 1 2021 –

Cal OES will conduct Subrecipient Required Documents Workshops.

- Required Documents are to be submitted to Cal OES (*no later than 45 days after last workshop is held*)

May 31, 2024 – Grant Performance Period Ends



Useful Links



Cal OES Website:

<http://www.caloes.ca.gov/>

Obtain a DUNS:

<https://www.grants.gov/web/grants/applicants/organization-registration/step-1-obtain-duns-number.html>

Direct Link to the Federal FY 2021 NSGP materials:

<https://www.fema.gov/media-library/assets/documents/185917>

Authorized Equipment List (Categories 14 and 15 only):

<https://www.fema.gov/authorized-equipment-list>



Preparation Webinars



Webinar Dates	
<u>Webinar #1</u> <u>Friday, March 5, 2021</u> 10:00 AM – 12:30 PM Join on your computer or mobile app <u>Click here to join the meeting</u>	<u>Webinar #2</u> <u>Monday, March 8, 2021</u> 2:00 PM – 4:30 PM Join on your computer or mobile app <u>Click here to join the meeting</u>
<u>Webinar #3</u> <u>Wednesday, March 10, 2021</u> 10:00 AM – 12:30 PM Join on your computer or mobile app <u>Click here to join the meeting</u>	<u>Webinar #4</u> <u>Friday, March 12, 2021</u> 2:00 PM – 4:30 PM Join on your computer or mobile app <u>Click here to join the meeting</u>



Preparation Webinars



Webinar Dates

Webinar #5

Tuesday, March 16, 2021

10:00 AM – 12:30 PM

**Join on your computer or
mobile app**

[Click here to join the meeting](#)

Webinar #6

Thursday, March 18, 2021

2:00 PM – 4:30 PM

**Join on your computer or
mobile app**

[Click here to join the meeting](#)

Webinar #7

Tuesday, March 23, 2021

10:00 AM – 12:30 PM

**Join on your computer or
mobile app**

[Click here to join the meeting](#)

Webinar #8

Monday, March 29, 2021

2:00 PM – 4:30 PM

**Join on your computer or
mobile app**

[Click here to join the meeting](#)

Threat Assessment Centers



<u>California State Threat Assessment Center (STAC)</u>	Sacramento	916-874-1100	info@calstas.org
Regional Threat Assessment Centers			
Name	Location	Phone	Email
<u>Orange County Intelligence and Assessment Center (OCIAC)</u>	Orange County	714-628-3024	ociac@ociac.org
<u>Joint Regional Intelligence Center (JRIC)</u>	Los Angeles	562-345-1100	jric@jric.info
<u>Sacramento Regional Threat Assessment Center (SAC RTAC)</u>	Sacramento	916-808-8383	info@sacrtac.org
<u>San Diego Law Enforcement Coordination Center (SD-LECC)</u>	San Diego	858-495-7200	info@sd-lecc.org
<u>Northern California Regional Intelligence Center (NCRIC)</u>	San Francisco	415-575-2749	dutyofficer@ncric.ca.gov



Post Award



Cal OES will conduct a REQUIRED DOCUMENTS training workshop to explain the rest of the application process.

All Subrecipients Must Attend

The following topics will be covered again at the next workshop:

1. 501(c)(3) Letter/or letter of declaration of status
2. Environmental Planning and Historical Preservation (EHP) Requirements
3. Governing Body Resolution
4. Grant Assurances
5. Payee Data Record (CA Standard Form 204)
6. Cash Drawdowns
7. Financial Management and Forms Workbook (FMFW)
8. Procurement/Contracting
9. Recordkeeping
10. Reporting Requirement



Helpful Links



DHS VIDEOS on YouTube

- [Protecting Houses of Worship](#)
- [Options for consideration Active Shooter Preparedness Video](#)
- [Vehicle Ramming Attack Mitigation](#)
- [Understanding the Insider Threat video](#)
- [UAS and Critical Infrastructure](#)
- [Pathway to Violence](#)
- [Active Shooter Emergency Action Plan Video](#)
- [Chemical Attacks – What You Should Know](#)



Helpful Links



Active Assailant Action Guides

- Mass Gatherings – Take Charge of your Personal Safety
- Mass Gatherings - Security Awareness for Soft Targets and Crowded Places
- Vehicle Ramming - Security Awareness for Soft Targets and Crowded Places
- Complex Coordinated Attacks - Security Awareness for Soft Targets and Crowded Places
- Chemical Attacks - Security Awareness for Soft Targets and Crowded Places
- Active Shooter Attacks - Security Awareness for Soft Targets and Crowded Places
- Fire as a Weapon - Security Awareness for Soft Targets and Crowded Places
- Security of Soft Target and Crowded Places Resource Guide
- For additional information about CISA resources please visit the Active Shooter Preparedness Website at: <https://www.cisa.gov/active-shooter-preparedness> and the Hometown Security Website at: <https://www.cisa.gov/hometown-security>

Questions?

Web: <http://www.caloes.ca.gov/cal-oes-divisions/grants-management/homeland-security-prop-1b-grant-programs/infrastructure-protection-grants>

Email Applications NO LATER THAN 8:00 AM (PT)

April 7, 2021.

to: Nonprofit.Security.Grant@caloes.ca.gov

NO late submissions will be accepted

IPGU Unit Phone 916-845-8410

Reneé A. Mota-Jackson, Unit Chief	916-845-8404	Renee.Jackson@CalOES.ca.gov
Debbie Phillips	916-845-8746	Debbie.Phillips@CalOES.ca.gov
Nathan Spangler	916-328-7460	Nathan.Spangler@CalOES.ca.gov
Reuben Armenta	916-328-7455	Reuben.Armenta@CalOES.ca.gov
Sahana Sarkar	916-328-7454	Sahana.Sarkar@CalOES.ca.gov
Jill Harden	916-328-7462	Jill.Harden@CalOES.ca.gov
Albert Cayabyab	916-328-7520	Albert.Cayabyab@CalOES.ca.gov
Ali Dalvi	916-328-7580	Ali.Dalvi@CalOES.ca.gov