



# **FY 2024 Nonprofit Security Grant Program (NSGP) Application Webinar**

**Presented by**

**Cal OES Infrastructure Protection Grants Units**

# Agenda

- FY 2024 NSGP Notice of Funding Opportunity (NOFO)
- NSGP Overview
- National Preparedness Goal
- The FEMA Strategic Plan
- What's New in 2024
- Who is Eligible?
- Urban Area Security Initiative areas (UASI)
- Allowable and Unallowable Costs
- Construction and Renovation
- Application Required Documents
- Vulnerability Assessment (VA)
- Investment Justification (IJ) Application Walkthrough
- Mission Statement
- Application Scoring
- Application Submission
- Webinars
- Threat Assessment Centers
- Useful links and Resources



# FY 2024 NSGP NOFO

---



FEMA released the FY 2024 NSGP NOFO on April 16, 2024.

- Each nonprofit organization must apply through their respective State Administrative Agency (SAA).

**The FY 2024 NSGP Application Submission Deadline to Cal OES is Friday, May 17, 2024 AT 5:00 PM PDT.**

Only electronic submissions will be accepted. Application documents submitted after this time/date or to any other email address will not be considered. Incomplete, scanned copies, or prior versions of application document will not be considered.

If applying to multiple locations, submit a separate email containing the three required documents for each location.



# NSGP Overview

---



The Department of Homeland Security/Federal Emergency Management Agency announced the FY 2024 NSGP in the amount of \$274,500,000, available nationwide for nonprofits. Of this amount, \$137,250,000 is available to nonprofits located in designated urban areas (NSGP-UA), and \$137,250,000 is available to nonprofits located outside designated urban areas (NSGP-S).

The NSGP is focused on target hardening activities. Funding can be used for the acquisition and installation of security equipment on real property. Nonprofit organizations that are eligible to submit applications for the FY 2024 NSGP are those organizations that are described under Section 501(c)(3) of the Internal Revenue Code of 1986 and exempt from tax under Section 501(a) of such code.

- The FY 2024 NSGP subaward Period of Performance is **September 1, 2024 - May 31, 2027.**
- FEMA Anticipated Funding Selection Date: No later than **August 23, 2024.**
- FEMA Anticipated Award Date: No later than **September 30, 2024.**



# National Preparedness Goal



The National Preparedness Goal (the GOAL) is “A secure and resilient nation with the capabilities required across the whole community to prevent, protect against, mitigate, respond to, and recover from the threats and hazards that pose the greatest risk.”

Using the core capabilities, the National Preparedness Goal is achieved through five mission areas: **Prevention, Protection, Mitigation, Response and Recovery.**



# The FEMA Strategic Plan



The 2022-2026 FEMA Strategic Plan outlines three bold, ambitious goals in order to position FEMA to address the increasing range and complexity of disasters, support the diversity of communities we serve, and complement the nation's growing expectations of the emergency management community. The NSGP supports FEMA's efforts to instill equity as a foundation of emergency management (Goal 1), as well as promote and sustain a ready FEMA and prepared nation (Goal 3). FEMA invites our stakeholders and partners to also adopt these priorities and join us in building a more prepared and resilient nation.

# What's New in 2024?



- One national priority area related to serious threats should address **enhancing protection of soft targets/crowded places.**
- To advance considerations of equity in awarding NSGP grant funding, FEMA will add 10 points to the scores of organizations that are located within a disadvantaged community and demonstrate how they serve a disadvantaged community or population. FEMA will apply Climate and Economic Justice Screening Tool (CEJST) to each subapplicant using the address of their physical location.

Additional definitions can be found at  
<https://screeningtool.geoplatform.gov/en>

- **M&A:** necessary costs incurred in direct support of federal award – such as travel, meeting-related expenses, and salaries of full/part-time staff in direct support of the program.

# Who is Eligible?



Nonprofit organizations that are described as an Internal Revenue Service (IRS) 501(c)(3) entity and exempt from tax under section 501(a) of the Internal Revenue Code.

- Organizations such as churches, mosques, and synagogues are considered automatically exempt if they meet the requirements of section 501(c)(3) and do not have to apply for or receive a recognition of exemption from the IRS.
- For organizations that IRS requires to apply for and receive a recognition of exemption under section 501(c)(3), Cal OES requests that they submit their 501(c)(3) designation letter to validate their exemption status.

Located within an FY 2024 UASI-designated urban area for the NSGP- Urban Area (NSGP-UA) or located outside of a FY 2024 UASI-designated Urban Area-for NSGP-State (NSGP-S).

Able to demonstrate, through the application, that the organization is at high risk for terrorist or other extremist attack.





# FY 2024 NSGP Eligible UASI Areas



<p><b>Anaheim/Santa Ana Area</b> POC: Kerrstyn Vega Phone: 714-765-1445 Email: <a href="mailto:KVega@anaheim.net">KVega@anaheim.net</a></p>	<p><b>Bay Area</b> POC: Molly Giesen-Fields Phone: 415-760-1491 Email: <a href="mailto:Molly.Giesen-Fields@sfgov.org">Molly.Giesen-Fields@sfgov.org</a></p>
<p><b>Los Angeles/Long Beach</b> POC: Gabriela Jasso Phone: 213-978-0765 Email: <a href="mailto:Gabriela.Jasso@LACity.org">Gabriela.Jasso@LACity.org</a></p>	<p><b>Riverside</b> POC: Mark Annas Phone: 951-320-8100 Email: <a href="mailto:MAnnas@riversideca.gov">MAnnas@riversideca.gov</a></p>
<p><b>Sacramento Area</b> POC: Der Xiong Phone: 916-808-3775 Email: <a href="mailto:DerXiong@pd.cityofsacramento.org">DerXiong@pd.cityofsacramento.org</a></p>	<p><b>San Diego Area</b> POC: Megan Beall Phone: 619-533-6764 Email: <a href="mailto:MBeall@sandiego.gov">MBeall@sandiego.gov</a></p>

# UASI: Sacramento, San Diego, Anaheim/Santa Ana

---



The Sacramento Urban Area is comprised of

- Sacramento County
- El Dorado County
- Placer County
- Yolo County
- Includes the jurisdictions of Citrus Heights, Davis, Elk Grove, Folsom, Rancho Cordova, Rocklin, Roseville, Sacramento, West Sacramento, Woodland, Sacramento County, Placer County, and Yolo County

The San Diego Urban Area is comprised of

- San Diego County

Anaheim/Santa Ana Urban Area is comprised of

- Orange County



# UASI: Bay Area



The Bay Area UASI is comprised of

- Alameda County
- Contra Costa County
- Marin County
- Monterey County
- Napa County
- San Benito County
- San Francisco County
- San Mateo County
- Santa Clara County
- Santa Cruz County
- Solano County
- Sonoma County
- And 3 Cities (San Francisco, San Jose, and Oakland)



# UASI: Riverside



The Riverside Urban Area is comprised of the following incorporated cities and Census designated places inside Riverside and San Bernardino County.

Incorporated Cities		Census designated places
Chino	Montclair	Bloomington
Chino Hills	Moreno Valley	Tribal Areas of the San Manuel Band of Mission Indians
Colton	Norco	County of Riverside: High Grove, Woodcrest, and Home Gardens
Corona	Ontario	
Eastvale	Rancho Cucamonga	
Fontana	Redlands	
Grand Terrace	Rialto	
Highland	Riverside	
Jurupa Valley	San Bernardino	
Loma Linda	Upland	



# UASI: Los Angeles/Long Beach



The Los Angeles/Long Beach Urban Area is comprised of the City of Los Angeles, the City of Long Beach, and those cities contiguous to either the City of Los Angeles or the City of Long Beach. In addition, the public safety and health agencies of the County of Los Angeles are eligible grant subrecipients.

Contiguous Cities to Los Angeles City		Contiguous Cities to Long Beach	
Alhambra	Lomita	Bellflower	
Beverly Hills	Long Beach	Carson	
Burbank	Lynwood	Compton	
Calabasas	Monterey Park	Hawaiian Gardens	
Carson	Pasadena	Lakewood	
Commerce	Rancho Palos Verdes	Paramount	
Culver City	San Fernando	Signal Hill	
El Segundo	Santa Monica		
Gardena	South Gate		
Glendale	South Pasadena		
Hawthorne	Torrance		
Hidden Hills	Vernon		
Huntington Park	West Hollywood		
Inglewood			

# Allowable Costs



**Allowable Cost Categories MUST align with the Investment Justification.**

- Planning
- Exercise
- Equipment (Maintenance and Sustainment)
- Training
- Contracted Security Personnel
- Management and Administration (M&A)
- Consultant/Contractor Costs
  - Personnel Costs

# Allowable Costs



## Planning:

Funding may be used for security or emergency planning expenses and the materials required to conduct planning activities. Planning must be related to the protection of the facility and the people within the facility and should include access and functional needs as well as those with limited English proficiency. Examples of planning activities allowable under this program include:

- Development and enhancement of security plans and protocols;
- Development or further strengthening of security assessments;
- Emergency contingency plans or Continuity of Operation Plans;
- Evacuation/Shelter-in-place Plans Security Risk Management Plans;
- Emergency Response plans;
- Assessment of capabilities and gaps in planning for the needs of persons with access and functional needs.

# Allowable Costs

## Exercise:

Funding may be used to conduct security-related exercises. This includes costs related to planning, meeting space and other meeting costs, facilitation costs, materials and supplies, and documentation.

- All shortcomings or gaps found during the exercise, including those identified for children and individuals with access and functional needs—should be identified in an improvement plan. Improvement plans should be dynamic documents with corrective actions continually monitored and implemented as part of improving preparedness through the exercise cycle.







# Allowable Costs



## Equipment Costs:

Are focused on facility hardening activities. Funding is limited to Equipment as it appears on the Investment Justification Template drop-down menu.

## Equipment Examples:





Security Cameras	Bollards
	



# Allowable Costs



## Equipment Examples:

Fencing	Security Lighting
	
Access Control Systems	Blast Protection
	



# Allowable Costs

---



## Training:

Training is limited to an organization's security personnel, staff, members and volunteers only.

- Offsite or onsite security training is allowed.
- Train-the trainer courses are allowed.

Allowable training-related costs are limited to attendance fees and related expenses such as materials, supplies, and/or equipment.

- Allowable training/exercise include physical and cybersecurity, facility hardening, and terrorism awareness/employee preparedness, which includes programs such as Community Emergency Response Team (CERT) training, Active Shooter training, and Emergency First Aid training. Includes integrating the needs of persons with access and functional needs.
- Applications should include specific details about any proposed training/exercises, to include topic, organization attendees/participants, length and what vulnerability the activity will help mitigate.

**Proposed attendance at training courses and all associated costs using NSGP funds must be included in the Investment Justification**



# Allowable Costs- Personnel



## Hiring of Contracted Security Personnel :

is allowed under this program only as described in the FEMA NOFO and Preparedness Grants Manual.

- NSGP funds may not be used to purchase equipment for contracted security.
- Application should justify proposed contracted security personnel spending in the facility hardening narrative section of the application.
  - **Example:** Number of Personnel, Frequency of Use, Hourly Rate.

**This request should not exceed 50% of the Total Award**



# Allowable Costs



## **Management and Administration (M&A):**

Subrecipients may use up to 5% of the amount subawarded to them solely for M&A purposes associated with the subaward.

- Hiring of full-time or part-time staff or contractors/consultants to assist with the management and administration of NSGP funds;
- Travel and meeting-related expenses;
- Required programmatic and financial reports
- Equipment inventory;
- Responding to official information requests from State and Federal oversight authorities.

# Unallowable Costs



The following projects and costs are considered ineligible for award consideration:

- Organization costs, and operational overtime costs;
- Hiring of public safety personnel;
- General-use expenditures;
- Overtime and backfill;
- Initiatives that do not address the implementation of programs/initiatives to build prevention and protection-focused capabilities directed at identified facilities and/or the surrounding communities;
- The development of risk/vulnerability assessment models;
- Initiatives that fund risk or vulnerability security assessments or the development of the IJ;
- Initiatives in which federal agencies are the beneficiary or that enhance federal property;
- Initiatives which study technology development;
- Proof-of-concept initiatives;
- Initiatives that duplicate capabilities being provided by the Federal Government;
- Organizational operating expenses;
- Reimbursement of pre-award security expenses (see Section D.12.b);
- Cameras for license plate readers/license plate reader software;
- Cameras for facial recognition software;
- Weapons or weapons-related training; and
- Knox boxes.

# Construction and Renovation



- NSGP funding may not be used for construction and renovation projects without prior written approval from DHS/FEMA. All recipients of NSGP funds must request and receive approval from DHS/FEMA before any NSGP funds are used for any construction or renovation.
- The total cost of any construction or renovation paid for using NSGP funds may not exceed 15 percent (15%) of the NSGP award.
- Installation of Equipment is Not considered Construction.



# Application Required Documents

---



1. FY 2024 FEMA IJ Form (version 4/24)
2. VA Worksheet (revised 06/23)
3. Mission Statement

***These documents are ALL required to be submitted, individual documents **separated** and attached **in one email**, at the time of your application submission.***

***No other documents will be accepted.***



# Application Process: Vulnerability Assessment



## **Obtain a Vulnerability Assessment (VA) and complete the Cal OES Vulnerability Worksheet.**

- The VA defines, identifies, threats, vulnerabilities, and threats specific to the facility/site in the application.
- Prioritizes vulnerabilities of the organization's structure.
- The VA provides the organization with knowledge of what equipment to purchase to make the organization safer.
- Align your equipment requests with your organization's risk, which are the threats you may face, your vulnerabilities, and the potential consequences of an attack.



# Application Process: Vulnerability Assessment

---



Applicants should keep in mind that the VA is the foundation from which the IJ is built upon, it addresses the threats, vulnerabilities, and consequences of potential events at a site or location.

Equipment requested in the IJ should directly link to the threats, vulnerabilities, and potential consequences to the facility, as identified in the VA.

- Equipment that does not appear to directly tie to the findings identified in the VA, may not be funded or may be placed on hold by FEMA.

The VA is encouraged to be performed by a person with security, emergency services, military or law enforcement background. This person may be active or retired.

If a Security Company prepares your Vulnerability Assessment, they are prohibited from Bidding or Contracting for the Equipment Installation in accordance with [2 C.F.R. § 319 \(b\) Competition](#).



# Application Process: Vulnerability Assessment

---



- Previous assessments can be used if still current and applicable and results of the assessment must be recorded in the Vulnerability Assessment Worksheet and Annex 1.
- A webinar on how to complete the Vulnerability [Worksheet is available on our website at VA Worksheet webinar](#)
- The Cal OES Critical Infrastructure Protection (CIP) Unit may assist in contacting a regional fusion center for additional information on the conduct of a Vulnerability Assessment. They can be contacted at: [va@caloes.ca.gov](mailto:va@caloes.ca.gov)

# Vulnerability Assessments

**Current Requirement is the worksheet!**

**Vulnerability Assessments Worksheet Purpose:**

- Tool to support completion of the application or investment justification
- It is a Worksheet!
- Not a comprehensive security checklist
- It is not scored!!



# CSNSGP/NSGP Vulnerability Assessments



## One part of a complete Risk Assessment

- Wider Sense – Vulnerabilities specific to an act of Terrorism that support your organization's security program
- Narrow Scale – Vulnerabilities in areas allowable under the Grant
- Used by your organization to better understand security



# CSNSGP/NSGP Vulnerability Assessments



## One part of a complete Risk Assessment

- Do not discount the power of an initial self assessment
- Vulnerability assessments may be conducted in a variety of ways
- Who or How the assessment was conducted is not reviewed
- You may use the worksheet to directly record observations or transfer information to it from another source such as a report, briefing, insurance document, business impact analysis, etc.



# Resources



CISA Protecting Houses of Worship (Active Shooter Preparation and Self-Assessment):

<https://www.cisa.gov/topics/physical-security/protecting-houses-worship>

Secret Service National Threat Assessment Center (Primarily School Threat Background Information):

<https://www.secretservice.gov/protection/ntac>

FEMA Guide to Emergency Operations Plans for Houses of Worship (Detailed Framework for Planning):

<https://www.fema.gov/node/guide-developing-high-quality-emergency-operations-plans-houses-worship>



# Resources

- **State Threat Assessment Center:**

- **Critical Infrastructure Protection (CIP) Points of Contact:**

Please reach out to the below contacts to discuss vulnerability assessments.

- CIP Team email: [va@caloes.ca.gov](mailto:va@caloes.ca.gov)





# Application Requirements

---



Your Application-Investment Justification (IJ) document must be for:

- one site; one IJ and VA per site, and only one site per IJ and VA;
- site with a physical address (not a PO Box Number); and for the location(s) that the nonprofit occupies at the time of application.

Applicants with multiple sites may apply for no more than three locations in either NSGP-UA or NSGP-S, depending on the physical location of the facilities; for a maximum of six locations, and a maximum of \$150,000 per location, for a maximum of \$450,000 per applicant.



# Application Requirements



## 1. NSGP IJ

Each sub-applicant may apply for up to \$150,000 per site. The funding may be requested for multiple sites, but the organization must submit a complete IJ and VA for each site, with only one site per IJ and VA. A Unique Entity Identifier (UEI) number is required for each site. **A UEI number is not required for the application packet, however a UEI number will be required if selected for Subaward.**

The IJ must describe each investment proposed for funding. The investments or projects described in the IJ must:

- Be for the location(s) that the nonprofit occupies at the time of application;
- Address an identified risk, including threat and vulnerability;
- Demonstrate the ability to provide enhancements consistent with the purpose of the program and guidance provided by DHS/FEMA;
- Be both feasible and effective at reducing the risks for which the project was designed;
- Be able to be fully completed within the period of performance;
- Be consistent with all applicable requirements outlined in the FEMA NOFO and the Preparedness Grants Manual.



# Application Process: Mission Statement



An official Memorandum or Letter from the applicant on its own letterhead

- Provides the “Who, What, and Why” about the organization
- No official format, but should state the intent/purpose of the organization
- It is used to validate information in Investment Justification (IJ) – the application
- Used to categorize the facility (faith-based, education, medical, other)
- Not scored as part of the overall application
- Federal Requirement

**Not Scored**

# Application Process: Mission Statement Sample



---

---

O U R C O N G R E G A T I O N

---

---

**Date:** April 21, 2017

**From:** Congregation of Congregates


**Subject:** Mission Statement

---

**Our congregation prides itself on serving the community through outreach, charity, and support of our local programs. We congregate regularly to better the lives of our patrons and community. Through outreach we build a better, more cohesive community. Through charity, we assist those who are not as fortunate. Through support of our local programs, we give back to the community that congregates with us.**

**It is our congregation's honor to be a part of this community and remain a pillar of trust within it.**

**Sincerely,**



# Application Process: Investment Justification

---



- It is the Who, What, When, Where, Why and How of the organization's plan for facility hardening.
- It is a PDF fillable form that Cal OES/FEMA uses to score and rank each application.

**DO NOT alter this PDF Form**

- The IJ has 7 subsections that need to be fully addressed (Parts I-VII).
- It should be consistent with VA & address facility hardening initiatives that will mitigate identified vulnerabilities.
- Establishes the project timeline and milestones for completion of proposed investments and identifies key individuals that will be involved in implementing administering the award.



# Requirements of the Investment Justification



Each applicant must develop a formal IJ that addresses each investment proposed for funding.

- Address an identified risk, including threat and vulnerability, and build or sustain a core capability identified in the Goal;
- Demonstrate the ability to provide enhancements consistent with the purpose of the program and guidance provided by DHS/FEMA;
- Be both feasible and effective at reducing the risks for which the project was designed;
- Be able to be fully completed within the period of performance; and
- Be consistent with all applicable requirements outlined in the NOFO.



# Investment Justification



## Investment Justification (IJ - Application)

There are two options for accessing the Investment Justification:

### **Option 1:**

The FY 2024 NSGP Investment Justification (IJ) is on the FEMA website at [Nonprofit Security Grant Program \(NSGP\) Application Process | FEMA.gov](#).

### FY 2024 IJ Form Download Instructions:

1. Click the “Next Step” button at the bottom of the page;
2. Click the “Next Step” button at the bottom of the page again;
3. Under the “Prepare Subapplication Materials” section, fourth bullet;
4. click the hyperlink “Investment Justification”;
5. A message “Please wait...” will appear;
6. Save a copy of the FY 2024 NSGP IJ Form to your computer before attempting to open it with Adobe
7. (right click to save or select “save” button at the top right corner)



# Investment Justification

## Investment Justification (IJ - Application)



### Option 2:

The FY 2024 NSGP Investment Justification (IJ) is on the FEMA website at [Grants.gov](https://www.Grants.gov).

1. Click the tab: 'Search Grants'
2. Type "NSGP" at: 'Keyword(s)'
3. Click: 'SEARCH'
4. Click the link: [DHS-24-GPD-008-00-99](#)
5. Click the tab: 'RELATED DOCUMENTS'
6. Click the link: [DHS-24-GPD-008-00-99-Full Announcement - Other Supporting Documents.zip](#)
7. Open downloaded Zip file and click on FY\_2024\_NSGP\_Investment Justification PDF and save to your computer.

If you are still having issues retrieving the Investment Justification, please contact us at [Nonprofit.Security.Grant@caloes.ca.gov](mailto:Nonprofit.Security.Grant@caloes.ca.gov)





# Investment Justification

## Part I: Subapplicant Information

---



- **Legal Name of the Organization:** If you registered as a corporation in California under a different name you will need to notify the federal government, [Sam.gov](http://Sam.gov) to update the organization's profile.
- **Physical Address of the Facility:** This is your project address; the address you are currently residing in at the time of the application.
- **Organization Type:** Short description of organization's ideology, beliefs and mission.
- **Organization Affiliation:** Short description of organization's religious affiliation.



# Investment Justification

## Part I: Applicant Information

---



- **501(c)(3) Tax-exempt organization:** Yes or No
- **UEI Number:** visit [Sam.gov](https://sam.gov) for information on how to obtain or update your organization's profile.
- **FY 2024 Urban Area:** Select from dropdown (Example: Los Angeles/Long Beach).
- IF you are **NOT** within a UASI-designated urban area, mark 'No' and leave blank - "If 'Yes,' select the designated urban area from the list:"
- **Total federal funding requested under the NSGP:** Up to \$150,000 per location within the UASI Area, or outside a UASI Area. This will populate based on later entries.



# Investment Justification Checklist



## Part II – Background

- Describe the symbolic value of your organization's site as a highly recognized national or historical institution, or significant institution within the community that renders the site a possible target of terrorism.
- Describe any role in responding to or recovering from terrorist attacks, specifically highlighting the efforts that demonstrate integration of nonprofit preparedness with broader state and local preparedness efforts.

## Part III – Risk

- **Threat:** Describe the identification and substantiation of specific threats, incidents, or attacks against the nonprofit organization or a closely related organization, network, or cell (examples include police report, insurance claim, internet threats, etc.).
- **Vulnerability:** Describe your organization's susceptibility to destruction, incapacitation, or exploitation by a terrorist or other extremist attack.
- **Consequence:** Describe potential negative effects/impacts on your organization's assets, systems, and/or function if disrupted, damaged, or destroyed due to a terrorist or other extremist.



# Investment Justification Checklist



## Part IV – Facility Hardening

- Describe how the proposed projects/activities will harden (make safer/more secure) the facility and/or mitigate the identified risk(s) and/or vulnerabilities based on the vulnerable assessment.
- Describe how the proposed facility hardening focuses on the prevention of and/or protection against the risk/threat of a terrorist or other extremist attack.
- Confirm that the proposed projects are allowable in accordance with the priorities of the NSGP (Funding Notice, PGM).
- Confirm that the proposed projects are feasible (meaning there is a reasonable expectation based on predicable planning assumptions to complete all tasks, projects and/or activities within the subaward period of performance) and proposed milestones under the NSGP.
- Bait and Switch Requests will be denied by DHS/FEMA. (This occurs when an organization is awarded grant funding but never intends to use the grant funding as awarded based on its IJ and Vulnerability Assessment).

**The AEL List is located on FEMA's website.**

**<https://www.fema.gov/authorized-equipment-list>**



# Investment Justification Checklist



## Part V – Milestones

- Describe any key activities that will lead to milestones in the program/project and grants management over the course of the NSGP grant award period of performance.
- Start dates should reflect the start of the associated key activities and end dates should reflect when the **MILESTONE EVENT WILL OCCUR.**
- **Milestones should occur within the Performance Period.**

**Item 1.** Could relate to the date you expect you will have submitted all your application documents.

**Item 2.** Milestone should reflect considerations to Environmental Planning and Historic Preservation Review approval.

**Item 3.** Could indicate when you expect to have obtained all of your bids and begin your first project.

- Milestone Considerations: time to complete bidding process, time to complete work, and the organization's time involved with managing the projects.



# Investment Justification Checklist

---



## Part VI – Project Management

- Assess the project management plan/approach.
- Describe the proposed management team's roles, responsibilities, and governance structure to support the implementation of the projects/activities.
- Who will manage the project? Include the name, phone number, and email address, and experience of the project manager(s).
- **Please identify and list any additional Points of Contact for your organization here.** For example, “POC – name”

## Part VII – Impact

- Describe the outcome and outputs of the proposed projects/activities that will indicate that the investment was successful.



# Investment Justification Checklist



## Funding History

- Include past funding amounts and projects under NSGP.
- FEMA will add an additional 15 points to nonprofit organizations that have not received prior years' funding.

**Not Scored**

## Application Certification

An employee, a volunteer, or a person that has been hired by the nonprofit organization certifies they are authorized to apply on behalf of the nonprofit.



# Application Scoring



The SAA will develop a prioritized list of your Investment Justifications. Successfully ranked IJs will be attached and sent to the Federal Emergency Management Agency (FEMA)/Department of Homeland Security (DHS) for consideration.

Part	IJ Section Title	Points
I	Applicant Information	0
II	Background Information	5
III	Risk	15
IV	Facility Hardening	9
V	Milestones	5
VI	Project Management	2
VII	Impact	4
	Total	<b><u>40</u></b>





# Application Submission: File Naming UASI



Naming Convention for organization within a UASI designated urban area:

**FY2024\_NSGP\_UA\_CA\_<UrbanArea>\_<NonprofitName>**

**Examples of naming your Document:**

- **FY2024\_NSGP\_UA\_CA\_UrbanArea\_NonprofitName**
- **FY2024\_NSGP\_UA\_CA\_UrbanArea\_NonprofitName\_Mission**
- **FY2024\_NSGP\_UA\_CA\_UrbanArea\_NonprofitName\_VAWorksheet**

(You are encouraged to abbreviate long organization names. The full names will be in the text of the document. Use Capital letters to separate the names, not spaces. For example: OceanWave)

**When you apply, your email subject lines **must** include  
FY2024\_NSGP\_UA\_CA\_<UrbanArea>\_<NonprofitName>**



# Application Submission: File Naming-Non UASI, NSGP\_S



Naming Convention for organization outside of a UASI designated urban area:

**FY2024\_NS GP\_S\_CA\_<NonprofitName>**

**Examples of naming your Document:**

- **FY2024\_NS GP\_S\_CA\_NonprofitName**
- **FY2024\_NS GP\_S\_CA\_NonprofitName\_Mission**
- **FY2024\_NS GP\_S\_CA\_NonprofitName\_VAWorksheet**

(You are encouraged to abbreviate long organization names. The full names will be in the text of the document. Use Capital letters to separate the names, not spaces. For example: OceanWave)

**When you apply, your email subject lines **must** include:  
FY2024\_NS GP\_S\_CA\_<NonprofitName>**



# Application Submission



Cal OES **may** make the following revisions to your Investment Justification on your behalf before submitting to FEMA:

- Naming Convention
- Whether an organization has received prior NSGP funding
- Whether the Investment Justification identifies the correct UASI/State category

Please ensure accuracy of your Application documents.



# Application Submission



The following three (3) Application documents must be submitted as one email to the following email address: [Nonprofit.Security.Grant@caloes.ca.gov](mailto:Nonprofit.Security.Grant@caloes.ca.gov) by **Friday, May 17, 2024, 5:00 PM PDT**. A completed Application package must consist of the three required documents in a single email.

- **FY 2024 FEMA IJ Form (version 4/24)**
- **VA Worksheet (revised 06/23)**
- **Mission Statement**

Only electronic submissions will be accepted. Application documents submitted after this time/date or to any other email address will not be considered. Incomplete, scanned copies, or prior versions of application documents will not be considered.

## **Do not submit duplicates**

If applying to multiple locations, submit a separate email containing the three required documents for each location.



# Preparation Webinars



<b>Webinar Dates</b>	
<b><u>Webinar #1</u></b>	<b><u>Webinar #2</u></b>
<p>Wednesday, April 24, 2024  <b><u>Webinar 1:</u></b> (1:00 P.M. – 3:00 P.M.)            Call In: (415) 906-4037            Conference ID: 802 473 841#</p>	<p>Thursday, April 25, 2024  <b><u>Webinar 2:</u></b> (9:00 A.M. – 11:00 A.M.)            Call In: (415) 906-4037            Conference ID: 906 170 65#</p>
<b><u>Webinar #3</u></b>	<b><u>Webinar #4</u></b>
<p>Tuesday, April 30, 2024  <b><u>Webinar 3:</u></b> (1:00 P.M. – 3:00 P.M.)            Call In: (415) 906-4037            Conference ID: 404 833 714#</p>	<p>Thursday, May 2, 2024  <b><u>Webinar 4:</u></b> (9:00 A.M. – 11:00 A.M.)            Call In: (415) 906-4037            Conference ID: 845 604 983#</p>
<p>Slides will be available on the Cal OES website shortly after the Webinar is conducted.</p>	

# Threat Assessment Centers



<a href="#">California State Threat Assessment Center (STAC)</a>	Sacramento	916-874-1100	<a href="mailto:info@calstas.org">info@calstas.org</a>
Regional Threat Assessment Centers			
Name	Location	Phone	Email
<a href="#">Orange County Intelligence and Assessment Center (OCIAC)</a>	Orange County	714-289-3949	<a href="mailto:ociac@ociac.ca.gov">ociac@ociac.ca.gov</a>
<a href="#">Joint Regional Intelligence Center (JRIC)</a>	Los Angeles	562-345-1100	<a href="mailto:jric@jric.info">jric@jric.info</a>
<a href="#">Sacramento Regional Threat Assessment Center (SAC RTAC)</a>	Sacramento	916-808-8383	<a href="mailto:info@sacrtac.org">info@sacrtac.org</a>
<a href="#">San Diego Law Enforcement Coordination Center (SD-LECC)</a>	San Diego	858-495-7200	<a href="mailto:info@sd-lecc.org">info@sd-lecc.org</a>
<a href="#">Northern California Regional Intelligence Center (NCRIC)</a>	San Francisco	415-575-2749	<a href="mailto:dutyofficer@ncric.ca.gov">dutyofficer@ncric.ca.gov</a>

# Useful Links

---

Cal OES Website:

<http://www.caloes.ca.gov/>

Infrastructure Protection Grants Webpage:

[Grants Management Infrastructure Protection Grants \(ca.gov\)](http://www.caloes.ca.gov/grants-management/infrastructure-protection-grants)

Obtain a UEI:

<https://sam.gov>

Direct Link to the Federal FY 2024 NSGP materials:

<https://www.fema.gov/media-library/assets/documents/185917>

Authorized Equipment List:

<https://www.fema.gov/authorized-equipment-list>



# Helpful Links



## DHS VIDEOS on YouTube

- [Protecting Houses of Worship](#)
- [Options for consideration Active Shooter Preparedness Video](#)
- [Vehicle Ramming Attack Mitigation](#)
- [Understanding the Insider Threat video](#)
- [UAS and Critical Infrastructure](#)
- [Pathway to Violence](#)
- [Active Shooter Emergency Action Plan Video](#)
- [Chemical Attacks – What You Should Know](#)





# Helpful Links



## Active Assailant Action Guides

- [Mass Gatherings – Take Charge of your Personal Safety](#)
- [Mass Gatherings - Security Awareness for Soft Targets and Crowded Places](#)
- [Vehicle Ramming - Security Awareness for Soft Targets and Crowded Places](#)
- [Complex Coordinated Attacks - Security Awareness for Soft Targets and Crowded Places](#)
- [Chemical Attacks - Security Awareness for Soft Targets and Crowded Places](#)
- [Active Shooter Attacks - Security Awareness for Soft Targets and Crowded Places](#)
- [Fire as a Weapon - Security Awareness for Soft Targets and Crowded Places](#)
- [Security of Soft Target and Crowded Places Resource Guide](#)
- For additional information about CISA resources please visit the Active Shooter Preparedness Website at: <https://www.cisa.gov/active-shooter-preparedness> and the Hometown Security Website at: <https://www.cisa.gov/hometown-security>

# Questions?

---



**Email Applications NO LATER THAN 5:00 PM (PDT)**

**Friday, May 17, 2024**

to: [Nonprofit.Security.Grant@caloes.ca.gov](mailto:Nonprofit.Security.Grant@caloes.ca.gov)

Only electronic submissions will be accepted. Application documents submitted after this time/date or to any other email address will not be considered. Incomplete, scanned copies, or prior versions of application documents will not be considered.

If applying to multiple locations, submit a separate email containing the three required documents for each location.

**NO late submissions will be accepted.**