



Nonprofit Security Grant Program 2022 Application Workshop

Presented by
Cal OES Infrastructure Protection Grants Unit

Agenda

- Funding Overview
- Notice of Funding Opportunity (NOFO) 2022
- National Preparedness Goals
- Eligibility Criteria
- Urban Area Security Initiative areas (UASI)
- Grant Performance Period
- Allowable and Unallowable Costs
- Construction and Renovation
- Application Required Documents
- Investment Justification Application Walkthrough
- Application Scoring
- Grant Timeline
- Workshops and Webinars
- Threat Assessment Centers
- Useful links and Resources



Funding Overview



The U.S. Department of Homeland Security (DHS), Federal Emergency Management Agency (FEMA)

DHS/FEMA has announced the FY 2022 Nonprofit Security Grant Program (NSGP) in the amount of \$250.15 million, available nationwide for U.S. nonprofit organizations that are determined to be at high-risk of terrorist attack. The NSGP also seeks to integrate the preparedness activities of nonprofit organization with broader state and local preparedness efforts.

Of the \$250.15 million, \$125 million is available to nonprofits located in designated urban areas (NSGP-UA), and \$125 million is available to nonprofits located outside designated urban areas (NSGP-S).

New for FY 2022: Community Project Funding (CPF): One state was identified in the FY 2022 DHS Appropriations Act to receive FY 2022 CPF funding totaling \$150,000.

Funding Overview



Organizations within a specific designated California Urban Area Security Initiative (UASI) may apply through the State Administrative Agency (SAA) for an award of up to \$150,000 which is identified as **NSGP-UA**.

These UASI areas are:

**Anaheim/Santa Ana Area, Bay Area,
Los Angeles/Long Beach Area, Riverside Area,
Sacramento Area, and San Diego Area.**

For **NSGP-S** applicants may apply through the SAA for an award up to \$150,000.



Notice of Funding Opportunity (NOFO) 2022



- FEMA released the Fiscal Year (FY) 2022 Nonprofit Security Grant Program (NSGP) Notice of Funding Opportunity (NOFO) on May 13, 2022.
- Each nonprofit organization must apply through their respective State Administrative Agency (SAA).

THE DUE DATE FOR THE APPLICATION IS

TUESDAY, MAY 31, 2022 AT 5:00 PM PDT

**ALL APPLICATION DOCUMENTS MUST BE SUBMITTED BEFORE THIS
TIME**

NO LATE SUBMISSION WILL BE ACCEPTED

Who is Eligible?



Nonprofit organizations that are described as an Internal Revenue Service (IRS) 501(c)(3) entity and exempt from tax under section 501(a) of the internal Revenue Code.

- Organizations such as churches, mosques, and synagogues are considered automatically exempt if they meet the requirements of section 501(c)(3) and do not have to apply for or receive a recognition of exemption from the IRS.
- For organizations that IRS requires to apply for and receive a recognition of exemption under section 501(c)(3), Cal OES requests that they submit their 501(c)(3) designation letter to validate their exemption status.

Located within a FY 2022 UASI-designated urban area for the NSGP-Urban Area (NSGP-UA) or located outside of a FY 2022 UASI-designated Urban Area-for NSGP-State (NSGP-S).

Able to demonstrate, through the application, that the organization is at high risk for terrorist attack.

What entities are NOT Eligible?

- Utility Companies
- For-profit transportation companies, such as companies offering bus services, for-profit hospitals
- Organizations active in politics, lobbying, and advocacy work
- Volunteer Fire Departments
- Community Service Organizations (Kiwanis, Rotary, and Lions Cubs)
- Homeowner Associations
- Labor, agricultural, or horticultural organizations
- Labor unions, county fairs, and flower societies are examples of the types of groups
- The final beneficiary of the NSGP grant award must be an eligible nonprofit organization and cannot be a for-profit/fundraising extension of a nonprofit organization



What's New in 2022



Underserved Communities can receive up to 15 additional points based upon their social vulnerability score.

Organizations that have not been previously awarded will receive 15 additional points.

Nonprofit organizations that have locations both within and outside of UASI-designated high-risk urban areas can apply under both NSGP-UA and NSGP-S depending on the physical location of the facilities.



Underserved Community:



- **Per the FEMA National Disaster Recovery Framework:** groups that have limited or no access to resources or that are otherwise disenfranchised. These groups may include people who are socioeconomically disadvantaged; people with limited English proficiency; geographically isolated or educationally disenfranchised people; people of color as well as those of ethnic and national origin minorities; women and children; individuals with access and functional needs; and seniors.
- **Per Executive Order 13985:** populations sharing a particular characteristic, as well as geographic communities, that have been systematically denied a full opportunity to participate in aspects of economic, social, and civic life, as exemplified by the list in the preceding definition of “equity.”
- Additional definitions can be found in the DHS Lexicon Terms and Definitions.



Underserved Communities



Nonprofit organizations located within an underserved community will have up to **15 points** added to their project review score. FEMA will use the Centers for Disease Control and Prevention’s Social Vulnerability Index (SVI) tool to determine each sub-applicant’s social vulnerability ranking. Sub-applicants in communities with a “High” SVI ranking will receive 10 additional points, and sub-applicants in communities with a “Very High” SVI ranking will receive 15 additional points.

[The Social Vulnerability Index \(SVI\): Interactive Map | CDC](#)



National Preparedness Goal



The National Preparedness Goal (the GOAL) is “A secure and resilient nation with the capabilities required across the whole community to prevent, protect against, mitigate, respond to, and recover from the threats and hazards that pose the greatest risk.”

Using the core capabilities, the National Preparedness Goal is achieved through five mission areas: **Prevention, Protection, Mitigation, Response, and Recovery.**



The FEMA Strategic Plan



The 2022-2026 FEMA Strategic Plan outlines three bold, ambitious goals in order to position FEMA to address the increasing range and complexity of disasters, support the diversity of communities we serve, and complement the nation's growing expectations of the emergency management community. The NSGP supports FEMA's efforts to instill equity as a foundation of emergency management (Goal 1), as well as promote and sustain a ready FEMA and prepared nation (Goal 3). Stakeholders and partners are invited to also adopt these priorities and join in building a more prepared and resilient nation.

FY 2022 NSGP Eligible UASI Areas



Anaheim/Santa Ana Area

POC: Kerrstyn Vega
Phone: 714-765-1445
Email: KVega@anaheim.net

Los Angeles/Long Beach

POC: Gabriela Jasso
Phone: 213-978-0765
Email: Gabriela.Jasso@LACity.org

Sacramento Area

POC: Der Xiong
Phone: 916-808-3775
Email: DerXiong@pd.cityofsacramento.org

Bay Area

POC: Tristan Levardo
Phone: 415-615-2527
Email: Tristan.Levardo@sfgov.org

Riverside

POC: Mark Annas
Phone: 951-320-8100
Email: MAnnas@riversideca.gov

San Diego Area

POC: Megan Beall
Phone: 619-533-6764
Email: MBeall@saniego.gov

UASI: Sacramento, San Diego, Anaheim/Santa Ana



The Sacramento Urban Area is comprised of

- Sacramento County
- El Dorado County
- Placer County
- Yolo County
- Includes the jurisdictions of Citrus Heights, Davis, Elk Grove, Folsom, Rancho Cordova, Rocklin, Roseville, Sacramento, West Sacramento, Woodland, Sacramento County, Placer County, and Yolo County

The San Diego Urban Area is comprised of

- San Diego County

Anaheim/Santa Ana Urban Area is comprised of

- Orange County



UASI: Bay Area



The Bay Area UASI is comprised of

- Alameda County
- Contra Costa County
- Marin County
- Monterey County
- Napa County
- San Benito County
- San Francisco County
- San Mateo County
- Santa Clara County
- Santa Cruz County
- Solano County
- Sonoma County
- And 3 Cities (San Francisco, San Jose, and Oakland)



UASI: Riverside



The Riverside Urban Area is comprised of the following incorporated cities and Census designated places inside Riverside and San Bernardino County.

Incorporated Cities		Census designated places
Chino	Montclair	Bloomington
Chino Hills	Moreno Valley	Tribal Areas of the San Manuel Band of Mission Indians
Colton	Norco	County of Riverside: High Grove, Woodcrest, and Home Gardens
Corona	Ontario	
Eastvale	Rancho Cucamonga	
Fontana	Redlands	
Grand Terrace	Rialto	
Highland	Riverside	
Jurupa Valley	San Bernardino	
Loma Linda	Upland	



UASI: Los Angeles/Long Beach



The Los Angeles/Long Beach Urban Area is comprised of the City of Los Angeles, the City of Long Beach, and those cities contiguous to either the City of Los Angeles or the City of Long Beach. In addition, the public safety and health agencies of the County of Los Angeles are eligible grant subrecipients.

Contiguous Cities to Los Angeles City		Contiguous Cities to Long Beach	
Alhambra	Lomita	Bellflower	
Beverly Hills	Long Beach	Carson	
Burbank	Lynwood	Compton	
Calabasas	Monterey Park	Hawaiian Gardens	
Carson	Pasadena	Lakewood	
Commerce	Rancho Palos Verdes	Paramount	
Culver City	San Fernando	Signal Hill	
El Segundo	Santa Monica		
Gardena	South Gate		
Glendale	South Pasadena		
Hawthorne	Torrance		
Hidden Hills	Vernon		
Huntington Park	West Hollywood		
Inglewood			



Grant Performance Period



ALL GRANT FUNDS MUST BE EXPENDED DURING THE PERIOD OF PERFORMANCE

- Performance Period starts **September 1, 2022.**
- **Subrecipients have until May 31, 2025,** to utilize all their grant funds.
- You cannot be Reimbursed for, or Advanced funds for activities begun before you receive notification of completion of the application process.
- The application process must be completed within **45** days after the last required document workshop.





Allowable Costs



Equipment Costs:

Are focused on facility hardening activities. Funding is limited to Equipment as it appears on the Investment Justification Template.

Security Cameras	Bollards
	



Allowable Costs: Equipment Examples



Fencing	Security Lighting
	
Access Control Systems	Blast Protection
	



Allowable Costs



Training:

Training is limited to an organization's security personnel, staff, members and volunteers only.

- Offsite or onsite security training is allowed.
- Train-the trainer courses are allowed.

Allowable training-related costs are limited to attendance fees and related expenses such as materials, supplies, and/or equipment.

- Allowable training/exercise include physical and cybersecurity, facility hardening, and terrorism awareness/employee preparedness, which includes programs such as Community Emergency Response Team (CERT) training, Active Shooter training, and Emergency First Aid training
New for FY 2022: Includes integrating the needs of persons with access and functional needs
- Applications should include specific details about any proposed training/exercises, to include topic, organization attendees/participants, length and what vulnerability the activity will help mitigate
- **Proposed attendance at training courses and all associated costs using the NSGP must be included in the Investment Justification**

Allowable Costs

Exercise:

Funding may be used to conduct security-related exercises. This includes costs related to planning, meeting space and other meeting costs, facilitation costs, materials and supplies, and documentation.

- All shortcomings or gaps found during the exercise, including those identified for children and individuals with access and functional needs—should be identified in an improvement plan. Improvement plans should be dynamic documents with corrective actions continually monitored and implemented as part of improving preparedness through the exercise cycle.



Allowable Costs



Planning:

Funding may be used for security or emergency planning expenses and the materials required to conduct planning activities. Planning must be related to the protection of the facility and the people within the facility and should include access and functional needs as well as those with limited English proficiency. Examples of planning activities allowable under this program include:

- Development and enhancement of security plans and protocols;
- Development or further strengthening of security assessments;
- Emergency contingency plans or Continuity of Operation Plans;
- Evacuation/Shelter-in-place Plans Security Risk Management Plans
- Emergency Response plans
- **New for FY 2022: Assessment of capabilities and gaps in planning for the needs of persons with access and functional needs**



Allowable Costs- Personnel



Hiring of Contracted Security Personnel :

is allowed under this program only as described in the NOFO and Preparedness Grant Manual.

- NSGP funds may not be used to purchase equipment for contracted security.
- Application should justify proposed contracted security personnel spending in the facility hardening narrative section of the application.
 - **Example: Number of Personnel, Frequency of Use, Hourly Rate.**

This request should not exceed 50% of the Total Award

Allowable Costs



Management and Administration (M&A):

Subrecipients may use up to 5% of the amount subawarded to them solely for M&A purposes associated with the subaward.

- Hiring of full-time or part-time staff or contractors/consultants to assist with the management and administration of NSGP funds.

Unallowable Costs

- Organization costs, and operational overtime costs
- Hiring of public safety personnel
- General-use expenditures
- License Plate Reader Systems (LPRS)
- Facial recognition software
- Knox Boxes
- Guns/Weapons
- Weapons training
- Overtime and backfill
- Landscaping
- Initiatives which study technology development
- Sexual Predator Screening Database
- Initiatives that do not address the implementation of programs/initiatives to build prevention and protection-focused capabilities directed at identified facilities and/or the surrounding communities
- The development of risk/vulnerability assessment models
- Initiatives that fund risk or vulnerability security assessments or the development of the IJ
- Initiatives in which Federal agencies are the beneficiary or that enhance Federal property
- Initiatives which study technology development
- Proof-of-concept initiatives
- Initiatives that duplicate capabilities being provided by the Federal Government
- Organizational operating expenses
- Reimbursement of pre-award costs (including grant writer fees)

Any expenses incurred on your projects
BEFORE YOUR PROJECT AWARD LETTER IS ISSUED

Construction and Renovation



- NSGP funding may not be used for construction and renovation projects without prior written approval from DHS/FEMA. All recipients of NSGP funds must request and receive approval from DHS/FEMA before any NSGP funds are used for any construction or renovation.
- The total cost of any construction or renovation paid for using NSGP funds may not exceed 15 percent (15%) of the NSGP award.
- Installation of Equipment is Not considered Construction.



Application Required Documents



1. Investment Justification PDF Application
2. Vulnerability Assessment Worksheet and Vulnerability Assessment (if applicable)
3. Contact Sheet
4. Mission Statement

These documents are ALL required to be submitted at the time of your application submission. No other documents will be accepted.



Application Requirements



Your Application-Investment Justification (IJ) document must be for:

- one site; one IJ per site, and only one site per IJ;
- Site with a physical address (not a PO Box Number); and for the location(s) that the nonprofit occupies at the time of application.

Applicants with multiple sites may apply for up to \$150,000 per site, for up to three sites, for a maximum of \$450,000 per applicant.

(You must have an IJ for each site, and a separate VA for each site)



Application Requirements



1. NSGP IJ

Each sub-applicant may apply for up to \$150,000. The funding may be requested for multiple sites, but the organization must submit a complete IJ for each site, with only one site per IJ. A Unique Entity Identifier (UEI) number is required for each site. **A UEI number is not required for the application packet, however a UEI number will be required if selected for subaward.**

The IJ must describe each investment proposed for funding. The investments or projects described in the IJ must:

- Be for the location(s) that the nonprofit occupies at the time of application;
- Address an identified risk, including threat and vulnerability
- Demonstrate the ability to provide enhancements consistent with the purpose of the program and guidance provided by DHS/FEMA;
- Be both feasible and effective at reducing the risks for which the project was designed;
- Be able to be fully completed within the three-year period of performance; and
- Be consistent with all applicable requirements outlined in the NOFO and the Preparedness Grants Manual.



Application Process: Contacts Template




Cal OES
GOVERNOR'S OFFICE
OF EMERGENCY SERVICES

Legal name of the organization as indicated on the 501(c) (3) document	
Location - address of facility applying for the security grant enhancements	
Mailing, address if different	
Website address of the Nonprofit Organization (Verifiable)	
Email address of the Nonprofit organization	
Telephone number of the Nonprofit facility	



Cal OES
GOVERNOR'S OFFICE
OF EMERGENCY SERVICES




Application Process: Contact Template




- Provide the name of the organization
- Location/address of the facility applying for the grant. Provide the mailing address if different.
- Web address/URL of the Nonprofit Organization (Verifiable).
- Provide the Email address of the Nonprofit Organization.
- Telephone number of Nonprofit Organization that is applying.
- Name and Title/Role of the person preparing the IJ application documents.
- Yes or No – Is this individual Authorized by the applying organization to submit on their behalf?
- Print the Name, title/role, phone number, and email information of the primary Point of Contact (POC) who will work directly with us on grant transactions.
- Print the contact information for each additional POC. Use a separate sheet if needed for additional information.

PROVIDE AT LEAST TWO CONTACTS

Not Scored



Application Process: Mission Statement



An official Memorandum or Letter from the applicant on its own letterhead

- Provides the “Who, What, and Why” about the organization
- No official format, but should state the intent/purpose of the organization
- It is used to validate information in Investment Justification (IJ) – the application
- Used to categorize the facility (faith-based, education, medical, other).
- Not scored as part of the overall application
- Federal Requirement

Application Process: Mission Statement Sample



O U R C O N G R E G A T I O N

Date: April 21, 2017

From: Congregation of Congregates

Subject: Mission Statement

Our congregation prides itself on serving the community through outreach, charity, and support of our local programs. We congregate regularly to better the lives of our patrons and community. Through outreach we build a better, more cohesive community. Through charity, we assist those who are not as fortunate. Through support of our local programs, we give back to the community that congregates with us.

It is our congregation's honor to be a part of this community and remain a pillar of trust within it.

Sincerely,





Application Process: Vulnerability Assessment



Obtain a Vulnerability Assessment (VA) for your organization and/or complete the Cal OES Vulnerability Worksheet.

- The VA defines, identifies, threats, vulnerabilities, and threats specific to the facility/site in the application.
- Prioritizes vulnerabilities of the organization's structure.
- The VA provides the organization with knowledge of what equipment to purchase to make the organization safer.
- Align your equipment requests with your organization's risk, which are the threats you may face, your vulnerabilities, and the potential consequences of an attack.



Application Process: Vulnerability Assessment



Applicants should keep in mind that the VA is the foundation from which the IJ is built upon it addresses the threats, vulnerabilities, and consequences of potential events at a site or location.

Equipment requested in the IJ should directly link to the threats, vulnerabilities, and potential consequences to the facility, as identified in the VA.

- Equipment that does not appear to directly tie to the findings identified in the VA, may not be funded or may be placed on hold by FEMA.

The VA is encouraged to be performed by a person with security, emergency services, military or law enforcement background. This person may be active or retired.

If a Security Company prepares your Vulnerability Assessment, they are prohibited from Bidding or Contracting for the Equipment Installation in accordance with [2 CFR§ 215.43 Competition](#).



Application Process: Vulnerability Assessment



- Previous assessments can be used if still current and applicable and results of the assessment must be recorded in the Vulnerability Assessment Worksheet and Annex 1.
- A webinar on how to complete the Vulnerability Worksheet is available on our website at [VA Worksheet webinar](#)
- The Cal OES Critical Infrastructure Protection (CIP) Unit may assist in contacting a regional fusion center for additional information on the conduct of a vulnerability assessment. They can be contacted at: infoshare@caloes.ca.gov.



Application Process: Investment Justification



- It is the Who, What, When, Where, Why and How of the organization's plan for facility hardening.
- It is a PDF fillable form that Cal OES/FEMA uses to score and rank each application.
(DO NOT alter this PDF Form)
- The IJ has 7 subsections that need to be fully addressed (Sections I-VII).
- It should be consistent with VA & address facility hardening initiatives that will mitigate identified vulnerabilities.
- Establishes the project timeline and milestones for completion of proposed investments and identifies key individuals that will be involved in implementing administering the award.

Requirement of the IJ

Each applicant must develop a formal IJ that addresses each investment proposed for funding.

- Address an identified risk, including threat and vulnerability, and build or sustain a core capability identified in the Goal;
- Demonstrate the ability to provide enhancements consistent with the purpose of the program and guidance provided by DHS/FEMA;
- Be both feasible and effective at reducing the risks for which the project was designed;
- Be able to be fully completed within the three-year period of performance; and
- Be consistent with all applicable requirements outlined in the NOFO.



Investment Justification



Investment Justification (Application)

There are two options for accessing the Investment Justification:

Option 1:

The FY 2022 NSGP Investment Justification (IJ) is on the Cal OES website at CalOES.ca.gov.

1. Click on the link for '[FEMA FY 2022 NSGP Investment Justification Form](#)'
2. Right click on the page and "Save As" or download the document to your computer.
3. Open the IJ using Adobe.



Investment Justification



Investment Justification (Application)

Option 2:

The FY 2022 NSGP Investment Justification (IJ) is on the FEMA website at [Grants.gov](https://www.grants.gov).

1. Click on the tab 'Related Documents.'
2. You will need to download the folder: 'DHS-22-GPD-008-00-01-Other Supporting Documents - Other Application Documents.zip.'
3. The IJ is included in the documents and can be accessed from your 'downloads' folder on your computer.

If you are still having issues retrieving the Investment Justification, please contact us at Nonprofit.Security.Grant@caloes.ca.gov

Investment Justification



DEPARTMENT OF HOMELAND SECURITY
Federal Emergency Management Agency
**NONPROFIT SECURITY GRANT PROGRAM
INVESTMENT JUSTIFICATION**

As part of the Nonprofit Security Grant Program (NSGP) application, eligible 501(c)(3) organizations must develop a formal Investment Justification (IJ) that addresses each initiative proposed for funding. These IJs must demonstrate how proposed projects address gaps and deficiencies in current programs and capabilities. Additionally, the IJ must demonstrate the ability to provide enhancements consistent with the purpose of the program and guidance provided by the Federal Emergency Management Agency (FEMA). Nonprofit subapplicants must ensure that the IJ is consistent with all applicable requirements outlined below. Each IJ must be for one facility/location.

FEMA has developed guidelines that establish the required IJ content and helps ensure that submissions are organized in a consistent manner while addressing key data requirements. This form (Office of Management and [OMB] Number: 1660-011/FEMA Form Number: 089-25) may be used by nonprofit subapplicants to complete and submit their IJ. Failure to address these data elements in the prescribed format could potentially result in the rejection of the IJ from review consideration.

Nonprofit subapplicants must use the following naming convention when submitting required documents for the NSGP-UA: "FY2022_NSMP_UA_<State Abbreviation>_<Urban Area>_<Nonprofit Name>"; and NSGP-S: "FY2022_NSMP_S_<State Abbreviation>_<Nonprofit Name>".

Applications should be submitted by the nonprofit organization to the State Administrative Agency (SAA). Nonprofit subapplicants should contact their respective SAA to get information on the application deadline and other SAA requirements. If an extension to the deadline is required, nonprofit organizations must consult with their respective SAA.

PAPERWORK REDUCTION ACT STATEMENT

Public reporting burden for this form is estimated to average 84 hours per response. The burden estimate includes the time for reviewing instructions, searching existing data sources, gathering and maintaining the data needed, and completing and submitting the form. This collection of information is required to obtain or retain benefits. You are not required to respond to this collection of information unless a valid OMB control number is displayed in the upper right corner of this form. Send comments regarding the accuracy of the burden estimate and any suggestions for reducing the burden to: Information Collections Management, Department of Homeland Security, Federal Emergency Management Agency, 500 C Street, SW., Washington, DC 20472-3100, Paperwork Reduction Project (1660-0110) NOTE: Do not send your completed form to this address.

PART I. NONPROFIT ORGANIZATION SUBAPPLICANT INFORMATION

Identify the following:

LEGAL NAME OF THE ORGANIZATION

[Redacted text box]

Please list the physical address of the facility. <i>One investment justification per facility.</i>	STREET			
	[Redacted text box]			
	CITY	STATE	ZIP CODE	COUNTY
	[Redacted text box]	[Redacted text box]	[Redacted text box]	[Redacted text box]

Please enter the year the facility listed above was constructed: [Redacted text box]

Is the building owned, or are you leasing/renting? [Redacted text box] <input type="checkbox"/>	If leasing or renting, do you have the owner's permission to make the proposed security enhancements? Yes <input type="checkbox"/> No <input type="checkbox"/>
--	---



Investment Justification

Section I: Applicant Information



- **Legal Name of the Organization:** If you registered as a corporation in California under a different name you will need to notify the federal government, [Sam.gov](https://www.sam.gov) to update the organization's profile.
- **Physical Address of the Facility to include the City and/or County Name:** This is your project address; the address you are currently residing in at the time of the application.
- **Year the Original Facility was Constructed:** You should enter the year the project facility was constructed.
- **Organization Type:** Short description of organization's ideology, beliefs and mission.
- **Organization Affiliation:** Short description of organization's religious affiliation.



Investment Justification

Section I: Applicant Information



- **501(c)(3) Tax-exempt organization:** Yes or No
- **UEI Number:** visit [Sam.gov](https://sam.gov) for information on how to obtain or update your organization's profile.
- **FY 2022 Urban Area:** Select from dropdown (Example: Los Angeles/Long Beach).
- IF you are **NOT** within a UASI-designated urban area. Select (Not within a UASI-designated urban area) in the Drop Down.
- **FY 2022 NSGP Federal Funding Request:** Up to \$150,000 per Applicant within the UASI Area.
- **Any Current Contract with DHS:** Yes or No – if yes, please describe (This does not include previously awarded NSGP Grant funds).



Investment Justification

Section II: Background Information



PART II. BACKGROUND INFORMATION (5 POSSIBLE POINTS OUT OF 40)

Please describe (if applicable) this location's symbolic value as a highly recognized national or historic institution/landmark that renders the site as a possible target of terrorism.

Please select (if applicable) the current, ongoing, or recent (last 3 years) event(s) in which your organization has been involved in prevention, protection, response, and/or recovery:

Please describe the organization's role in prevention, protection, response, and/or recovery, specifically highlighting the efforts that demonstrate integration of nonprofit preparedness with broader state and local preparedness efforts.



Investment Justification Section III: Risk



DHS defines risk as the product of three principal variables: Threat, Vulnerability, and Consequences.

Threat: Applicant should discuss the identification and substantiation of prior threats or attacks on the organization or similar organizations.

Vulnerabilities: Applicant should discuss the organization's susceptibility to destruction, incapacitation or exploitation. The applicant should detail and summarize the findings from the VA, spelling out exactly what physical weaknesses at its location that make it an attractive target.

Potential Consequences: Consider potential consequences, the potential negative effects on an organization's assets, system, and/or network if damaged destroyed or disrupted by a terrorist.



Investment Justification

Section IV: Facility Hardening



Describe the proposed Facility hardening activity:

- **Total Federal funds requested:**
 - Up to a maximum of \$150,000 is available for organizations located inside the UASI Area
 - \$150,000 maximum outside the UASI Area
- **Security related training courses and programs if requested:**
 - Allowable training topics are limited to the protection of Critical infrastructure/Key Resources, including physical and cyber security, facility hardening, and terrorism awareness/employee preparedness. **Includes integrating the needs of persons with access and functional needs**
- **Describe the equipment requested:** Select from the drop-down menu on the Investment Justification the AEL Number/s and Title(s) of the desired equipment.



Investment Justification

Section IV: Facility Hardening



ALL proposed facility hardening activities and associated costs, All proposed projects and activity should be thoroughly detailed, costs justified, and linked to your VA established.

- Example 1: Fencing 240 feet of 8-foot chain-length fencing topped with 1 foot of barbed wire, to address vulnerability to breaching along the west side of the facility. 240 feet X \$208.33 per foot=\$50,000
- Example 2: \$5,000 for 8 exterior cameras, 3 located on lighting poles in the parking lot, 1 adjacent to the main entrance to the facility, and 1 on each corner of the building (4 corners), to address inability to monitor the exterior of our facility and identify suspicious activity. 8 cameras X \$625=\$5,000

Proposed contracted security personnel, planning, training, and exercise costs are also captured, detailed, and linked to vulnerabilities in the VA in this section, this is similar to the examples above.

If you are requesting Management and Administration Costs you must request it in the Section IV, it cannot be added later.



Investment Justification

Section IV: Facility Hardening



If you choose to request funding for Equipment, Training, Exercise, Planning, and/or Contracted Security:

Enter all the details regarding your funding request in **Section IV Facility Hardening**.

Include in this section to list all physical security equipment proposed for purchase in the narrative portion of Section IV.

- Must include the correct AEL Numbers/s and Titles(s) of all proposed equipment purchases, the vulnerability in Section III it addresses, and the total amount requested per item.

Total funds requested must match in both the narrative and budget portion of Section IV, along with the total federal funding requested in Section I.

Any discrepancies across the 3 requested funding amounts will result in financial hold by FEMA

Investment Justification

Section IV: Facility Hardening



PART IV. FACILITY HARDENING (9 POSSIBLE POINTS OUT OF 40)

Section IV-A: In this section, describe each proposed activity or investment (as selected in Section IV-B), identify the vulnerability that it addresses, and detail the cost associated with the activity or investment. For each activity/investment, include the quantity, estimated hourly rate or estimated price per unit, and proposed usage.

Allowable costs include facility hardening activities, such as planning and exercise related costs, contracted security personnel, and security-related training courses and programs limited to the protection of critical infrastructure key resources. Funding can also be used for the acquisition and installation of security equipment on real property (including buildings and surrounding property) owned or leased by the nonprofit organization, specifically in prevention of and/or in protection against the risk of terrorist attack.

A large, empty rectangular box with a light blue background, intended for the user to provide details for the facility hardening activities as described in the instructions above.



Investment Justification

Section IV: Facility Hardening



- Equipment listed in this section is the equipment your organization will be expected to install. Equipment must correlate to your Vulnerability/Risk Assessment.
- Bait and Switch Requests will be denied by DHS/FEMA. (This occurs when an organization is awarded grant funding but never intends to use the grant funding as awarded based on its IJ and vulnerability assessment.)
- Evaluation of your IJ application is based on how your proposal addresses the needs identified in the vulnerability assessment and your ability to complete the equipment installations within your budget and the grant performance period.

The AEL List is located on FEMA's website.

<https://www.fema.gov/authorized-equipment-list>



Investment Justification

Section V: Milestones



- Provide description and associated key activities that lead to the milestone event.
- Start dates should reflect the start of the associated key activities and end dates should reflect when the **MILESTONE EVENT WILL OCCUR.**

Item 1. Could relate to the date you expect you will have submitted all your application documents.

Item 2. Milestone should reflect considerations to Environmental Planning and Historic Preservation Review approval.

Item 3. Could indicate when you expect to have obtained all of your bids and begin your first project.

- Milestone Considerations: time to complete bidding process, time to complete work, and the organization's time involved with managing the projects.



Investment Justification

Section V: Milestones



PART V. MILESTONE (5 POSSIBLE POINTS OUT OF 40)		
Provide descriptions and associated key activities that lead to the milestone event over the NSGP period of performance.		
Start dates should reflect the start of the associated key activities and end dates should reflect when the milestone event will occur. Milestones should reflect considerations to Environmental Planning and Historic Preservation reviews when applicable. (10 milestones maximum)		
KEY ACTIVITIES & CORRESPONDING MILESTONES	START DATE	COMPLETION DATE



Investment Justification

Section VI: Project Management



- Who will manage the project? Include the name, phone number, and email address, and experience of the project manager(s).
- If multiple individuals are listed, their roles and responsibilities for various phases of the project implantation should be listed as well as experience in executing those responsibilities in similar projects.
- The section also includes a narrative section where the applicant must describe their potential project challenges as well as coordination with local homeland security partners.

PART VI. PROJECT MANAGEMENT (2 POSSIBLE POINTS OUT OF 40)

Who will manage the project? *Include the name, phone number, email address, and experience of the project manager(s).*



Investment Justification

Section VII: Impact



Describe how the projects you propose in the IJ will mitigate known threats and vulnerabilities.

How will this investment of funds and equipment make your facility a safer place?

PART VII. IMPACT (4 POSSIBLE POINTS OUT OF 40)

Please describe the measurable outputs and outcomes that will indicate that this Investment is successful at the end of the period of performance.




Investment Justification

Bonus: Funding History



- **Funding History-Previous Request Name and Funding:** Provide the funding source, funding amount, funding year and investment type.
- An additional 15 points will be given to nonprofit organizations that have not received prior years funding.

FUNDING HISTORY	
If the nonprofit organization has received NSGP funding in the past, provide the funding amount, funding year, and the investment type.	
Has the organization received NSGP funding in the past?	<input type="checkbox"/> Yes <input type="checkbox"/> No <input type="text" value=""/>
<i>If "Yes," please list the year(s), amount(s), and Project(s)/Investment(s). (Example: FY20 / \$150K / CCD Camera System and Lighting.)</i>	
<div style="height: 150px;"></div>	



Application Submission



- DHS will make their **Award Determination in the Summer of 2022.**
- Successful applicants will receive a **Notification of Subrecipient Award Approval** letter in approximately the Fall of 2022, which will need to be signed and returned within 20 days of receipt.
- Successful Applicants will then need to meet several other application requirements before Cal OES notifies them that they have final approval to proceed.

Cal OES will post a list of the successful California Awardees on our [website](#).



Application Submission: File Naming UASI



Naming Convention for organization within a UASI designated urban area:

FY2022_NSGP_UA_CA_<Urban Area>_<Nonprofit Name>

Examples of naming your Document:

- **FY2022_NSGP_UA_CA_LosAngelesLongBeach_NonprofitName**
- **FY2022_NSGP_UA_CA_LosAngelesLongBeach_NonprofitName_Mission**
- **FY2022_NSGP_UA_CA_LosAngelesLongBeach_NonprofitName_Contacts**
- **FY2022_NSGP_UA_CA_LosAngelesLongBeach_NonprofitName_VA**
- **FY2022_NSGP_UA_CA_LosAngelesLongBeach_NonprofitName_VAWorksheet**

(You are encouraged to abbreviate long organization names. The full names will be in the text of the document. Use Capital letters to separate the names, not spaces. For example: OceanWave)

The first _ is between the CA and UASI Area, the second _ between the UASI area and the Nonprofit name, the third _ between the Nonprofit name and the document name.

When you apply, your email subject lines must include

FY2022_NSGP_UA_CA_<Urban Area>_<Nonprofit Name>



Application Submission: File Naming-Non UASI, NSGP_S



Naming Convention for organization outside of a UASI designated urban area:

FY2022_NS GP_S_CA_<Nonprofit Name>

Examples of naming your Document:

- **FY2022_NS GP_S_CA_NonprofitName**
- **FY2022_NS GP_S_CA_NonprofitName_Mission**
- **FY2022_NS GP_S_CA_NonprofitName_Contacts**
- **FY2022_NS GP_S_CA_NonprofitName_VA**
- **FY2022_NS GP_S_CA_NonprofitName_VAWorksheet**

(You are encouraged to abbreviate long organization names. The full names will be in the text of the document. Use Capital letters to separate the names, not spaces. For example: OceanWave)

**When you apply, your email subject lines must include:
FY2022_NS GP_S_CA_<Nonprofit Name>**



Investment Justification Checklist



Section I – Applicant Information

- Legal Name of the Organization/Physical Address of the Facility/County
- Year the Original Facility was Constructed
- Owning vs. Leasing/Renting and Permission to Make Enhancements
- Year the Organization Began Operating from the Facility
- Other Organizations in Facility
- Mission Statement Summary
- Membership/Population Served
- Organization Type
- Organization's Affiliation
- 501 (c) (3) Tax-Exempt Designation
- UEI obtained via the System for Award Management
- Funding Stream
- Designated high-risk urban area (if applicable)
- Federal Funding Request (total estimated cost of projects/activities)
- Investment Phase (new or continuation)



Investment Justification Checklist



Section II – Background

- Describe the symbolic value of your organization's site as a highly recognized national or historical institution, or significant institution within the community that renders the site a possible target of terrorism.
- Describe any role in responding to or recovering from terrorist attacks, specifically highlighting the efforts that demonstrate integration of nonprofit preparedness with broader state and local preparedness efforts.

Section III – Risk

- **Threat:** Describe the identification and substantiation of specific threats, incidents, or attacks against the nonprofit organization or a closely related organization, network, or cell (examples include police report, insurance claim, internet threats, etc.).
- **Vulnerability:** Describe your organization's susceptibility to destruction, incapacitation, or exploitation by a terrorist attack.
- **Consequence:** Describe potential negative effects/impacts on your organization's assets, systems, and/or function if disrupted, damaged, or destroyed due to a terrorist attack.



Investment Justification Checklist



Section IV – Facility Hardening

- Describe how the proposed projects/activities will harden (make safer/more secure) the facility and/or mitigate the identified risk(s) and/or vulnerabilities based on the vulnerable assessment
- Describe how the proposed facility hardening focuses on the prevention of and/or protection against the risk/threat of a terrorist attack.
- Confirm that the proposed projects are allowable in accordance with the priorities of the NSGP ([Funding Notice](#), [PGM](#)).
- Confirm that the proposed projects are feasible (meaning there is a reasonable expectation based on predicable planning assumptions to complete all tasks, projects and/or activities within the subaward period of performance) and proposed milestones under the NSGP.

Section V – Milestones

- Describe any key activities that will lead to milestones in the program/project and grants management over the course of the NSGP grant award period of performance.



Investment Justification Checklist



Section VI – Project Management

- Describe the proposed management team's roles, responsibilities, and governance structure to support the implementation of the projects/activities.
- Assess the project management plan/approach.

Section VII – Impact

- Describe the outcome and outputs of the proposed projects/activities that will indicate that the investment was successful.

Funding History

- Include past funding amounts and projects under NSGP.

Application Submission



NO LATER THAN 5 PM (PDT) May 31, 2022.

Attach all application documents listed below to an email
and send them to:

Nonprofit.Security.Grant@caloes.ca.gov

**Please only submit one application per site address – no
duplicate applications**

Investment Justification Application-PDF

Contact Sheet

Mission Statement

Vulnerability Assessment and Worksheet (if applicable)



Application Scoring



The SAA will develop a prioritized list of your Investment Justifications. Successfully ranked IJs will be attached and sent to the Department of Homeland Security (DHS) for consideration.

Section	IJ Section Title	Points
I	Applicant Information	Not Scored
II	Background Information	5
III	Risk	15
IV	Facility Hardening	9
V	Milestones	5
VI	Project Management	2
VII	Impact	4
	Total	<u>40</u>

Grant Timeline



May 31, 2022

5:00 PM (PDT) Applications Due to Cal OES. (All the Required Application documents must be attached in **One email**)

Summer 2022

FEMA announces FY 2022 Subrecipient Awardees

Anticipated Fall 2022 Cal OES will notify subrecipient awardees

Fall 2022

Cal OES will conduct Subrecipient Required Documents Workshops.

- Required Documents are to be submitted to Cal OES
(no later than 45 days after last workshop is held)

May 31, 2025 – Grant Performance Period Ends



Preparation Webinars



Webinar Dates

Webinar #1

Tuesday, May 17, 2022

9:00 AM – 11:00 AM

Join on your computer or mobile app

[Click here to join the meeting](#)

Webinar #2

Wednesday, May 18, 2022

1:00 PM – 3:00 PM

Join on your computer or mobile app

[Click here to join the meeting](#)

Webinar #3

Thursday, May 19, 2022

9:00 AM – 11:00 AM

Join on your computer or mobile app

[Click here to join the meeting](#)

Webinar #4

Tuesday, May 24, 2022

1:00 PM – 3:00 PM

Join on your computer or mobile app

[Click here to join the meeting](#)

Threat Assessment Centers



<u>California State Threat Assessment Center (STAC)</u>	Sacramento	916-874-1100	<u>info@calstas.org</u>
Regional Threat Assessment Centers			
Name	Location	Phone	Email
<u>Orange County Intelligence and Assessment Center (OCIAC)</u>	Orange County	714-628-3024	<u>ociac@ociac.org</u>
<u>Joint Regional Intelligence Center (JRIC)</u>	Los Angeles	562-345-1100	<u>jric@jric.info</u>
<u>Sacramento Regional Threat Assessment Center (SAC RTAC)</u>	Sacramento	916-808-8383	<u>info@sacrtac.org</u>
<u>San Diego Law Enforcement Coordination Center (SD-LECC)</u>	San Diego	858-495-7200	<u>info@sd-lecc.org</u>
<u>Northern California Regional Intelligence Center (NCRIC)</u>	San Francisco	415-575-2749	<u>dutyofficer@ncric.ca.gov</u>

Useful Links

Cal OES Website:

<http://www.caloes.ca.gov/>

Obtain a UEI:

<https://sam.gov>

Direct Link to the Federal FY 2022 NSGP materials:

<https://www.fema.gov/media-library/assets/documents/185917>

Authorized Equipment List:

<https://www.fema.gov/authorized-equipment-list>





Helpful Links



DHS VIDEOS on YouTube

- [Protecting Houses of Worship](#)
- [Options for consideration Active Shooter Preparedness Video](#)
- [Vehicle Ramming Attack Mitigation](#)
- [Understanding the Insider Threat video](#)
- [UAS and Critical Infrastructure](#)
- [Pathway to Violence](#)
- [Active Shooter Emergency Action Plan Video](#)
- [Chemical Attacks – What You Should Know](#)



Helpful Links



Active Assailant Action Guides

- [Mass Gatherings – Take Charge of your Personal Safety](#)
- [Mass Gatherings - Security Awareness for Soft Targets and Crowded Places](#)
- [Vehicle Ramming - Security Awareness for Soft Targets and Crowded Places](#)
- [Complex Coordinated Attacks - Security Awareness for Soft Targets and Crowded Places](#)
- [Chemical Attacks - Security Awareness for Soft Targets and Crowded Places](#)
- [Active Shooter Attacks - Security Awareness for Soft Targets and Crowded Places](#)
- [Fire as a Weapon - Security Awareness for Soft Targets and Crowded Places](#)
- [Security of Soft Target and Crowded Places Resource Guide](#)
- For additional information about CISA resources please visit the Active Shooter Preparedness Website at: <https://www.cisa.gov/active-shooter-preparedness> and the Hometown Security Website at: <https://www.cisa.gov/hometown-security>



Questions?



Web: [Grants Management Infrastructure Protection Grants \(ca.gov\)](https://www.ca.gov/grants/management/infrastructure-protection-grants)

**Email Applications NO LATER THAN 5:00 PM (PDT)
May 31, 2022.**

to: Nonprofit.Security.Grant@caloes.ca.gov
NO late submissions will be accepted

Unit Chief:

Susan Holt

Susan.Holt@CalOES.ca.gov

Program Representatives:

Reuben Armenta

Reuben.Armenta@CalOES.ca.gov

Nathan Spangler

Nathan.Spangler@CalOES.ca.gov

Ali X. Dalvi

Ali.Dalvi@CalOES.ca.gov

Tuyen Nguyen

Tuyen.Nguyen@caloes.ca.gov

Jordan Ruiz

Jordan.Ruiz@CalOES.ca.gov