



CALIFORNIA OFFICE OF EMERGENCY SERVICES

Fire and Rescue Division
 3650 Schriever Ave
 Mather, CA. 95655
 Phone (916) 845-8711
 Night-Weekends: (916) 845-8911
 Fax: (916) 845-8396



February 8, 2016

Fire & Rescue Division Hazardous Materials Section

BULLETIN # 33 (Version 1.1)

EQUIPMENT COLOR CODE GUIDE For F&R HAZ-MAT APPARATUS FLEET

A. PURPOSE

To develop and provide a systematic program to mark and identify at most all of the equipment items and kits in a manner that is easily interpreted. Additionally, this program will easily distinguish those equipment items and kits from one CalOES Fire & Rescue Hazardous Materials unit from another.

B. CONCEPT

The idea is to use a "Color Coding" concept, a system often employed by Metropolitan fire departments. A different color will be assigned to each of the F&R hazardous materials units. That color is then painted onto most of the individual items or kits in a specified manner. Thus, all equipment on board a specific piece of apparatus display the same identifying "color", making it easy to return equipment, tools, and kits to its rightful apparatus. No two units of apparatus will use the same color, each will have its own assigned color.

C. COLOR STANDARDS

There are several "standards" used in industry to identify the rainbow of possible colors. In the paint – ink – printing industry the most common standard to use is the PANTONE system. We will adopt this numeric color coding system. This will assist when time comes to purchase and acquire refills at a paint outlet or hardware store. Simply referring to a color's "name" is not sufficient enough. There are probably dozens of "Apple Green" or "Sky Blue" hues, so to be more specific, a PANTONE Number is referenced. Using this assigned number will ultimately always assure that you will be ordering and acquiring the proper color as a replacement or refill.

D. COLOR CODE ASSIGNMENTS

There is a chart at the end of this Bulletin, showing 12 different colors, their rather "generic" name, and their PANTONE Number. A color square is also shown for each of the 12 colors, but the colors generated by printers are always approximate. Each one of the 12 pieces of CalOES F&R Hazardous Materials Response Apparatus will be assigned a specific color, and recorded.

E. ITEMS TO BE COLOR-CODED

1. **Kits, Commercial:** These are plastic or metal kits, Pelican® cases, or carrying containers supplied by the kit manufacturer. A 1" to 2" square (+or-) shall be painted onto the kit, usually and most practically on its top surface or on a vertical side surface, and in the upper-right or upper-left corner, or wherever is appropriate.

NOTE: It is not necessary to color-code each individual part within these kits.

Examples are (but not limited to):

- Chlorine Kits
- Midland Kit
- Edward & Cromwell Kits
- Pelican Case for individual monitoring and electronic devices
- Radiological Detection Kit
- Chemical Identification (Haz-Cat®) Kits
- First Aid Kits, Trauma Kits (sometimes a duffle type bag)
- Draeger Kits
- Weather Station
- Dome Lid-Lock Kit
- Infra-Red Scope
- Sound Sensing Scope
- Night Vision Scope, Binoculars, Monoculars

2. **Kits, Storage Bins, Locally Developed:** These are kits, cases, carrying containers, totes, etc., that have been supplied by CalOES F&R for the purpose of assembling similar or like appliances and tools into a single utility “kit”, and will be so labelled and marked. Additionally, some items, such as absorbent pads and pillows, are shipped in large cardboard boxes, and this method of storage onboard the apparatus is not acceptable. They need to be re-packaged in a more durable container. A 1” to 2” square (+or-) shall be painted onto the lid or wherever it is most practical, of the container, the Tupperware® receptacle, drum, Sears® type metal tool boxes, etc.

NOTE: It is not necessary to color-code each individual part within these kits.

Examples are (but not limited to):

- Zone Marking Kit (contains the red and yellow marking implements)
- Absorbent Pads, Pillows, Pigs – Polar Solvent or General Purpose
- Absorbent Pads, Pillows, Pigs – Non-Polar Solvent
- Radio Interface, (for use with the Vapor Protective CPC)
- Sampling Kit (Usually includes plastic pipettes, test tubes, tweezers, tongs, scoops, spoons, forceps, spatulas, funnels, swabs, etc)
- Sampling Jars (Can include both the clear and amber glass jars)
- Colorimetric Tubes (Kept in the refrigerator)
- Disposable Clothing, Modesty Clothing
- Personal Property Tracking Kit
- Decontamination Tools (brushes, soap, towels, Chem-Tape®, sponges, scissors)
- Decontamination Hardware (reducers, nozzles, applicators, shut-offs, etc)

3. **Individual Items To Be Color-Coded:** These are single items and pieces of equipment, tools, etc., that otherwise are not part of a “kit” but are stored separately onboard the apparatus.

Examples are (but not limited to):

- Gas Line Clamp
- Neutralization Chemicals, when re-packaged into a durable container (i.e. 5 gallon bucket)
- Encapsulating Spreadable Powders, General Purpose
- Encapsulating Spreadable Powders, Non-Polar Solvent
- Encapsulating Spreadable Powders, Formaldehyde
- Helmets
- Fire Extinguishers
- Hand Pumps
- Manifolds
- Individual Hand Tools, Large (shovels, pry bars, drum up-ender, drums, car wash wand, etc.)
- Individual Hand Tools, Small (hammers, screwdrivers, pliers, wrenches, chisels, shears, etc.)
- Non-Sparking Tools
- Traffic Cones, Chairs, Stools
- Eye Wash Station
- Pools, Catch Basin, Tarps
- Decon Shower
- Ladders
- Environmental Dipper

- Igloo® Cooler

4. **Individual Items NOT To Be Color-Coded:** There are some items that should not be color-coded. Doing so may void a manufacturer's warranty, is definitely not recommended, or is not logical. Some of these items may be part of a supplied container or kit, which will be color-coded.

Examples are (but not limited to):

- Portable Radios (Walkie Talkies)
- SCBA Facepiece
- CPC Vapor Protective (NFPA 1991)
- CPC Liquid Splash Protective (NFPA 1992 or 1994)
- Undergarment
- All Gloves – Replacement, Splash, Disposable, Cryogenic, High-Temperature
- Goggles
- Cameras
- Disposable Items (i.e. test tubes, pipettes, coliwasa tubes, marking pens, vials, label packets)

F. COLOR CODING METHOD

The appropriate color is applied to the kits or items as explained above and as shown in examples below.

KITS: Mask off a 1" to 2" square on the lid (upper-left or upper-right corner or as applicable), or the lid of the container, tote bag, duffle bag, Pelican® container, or tool kit.



Individual Items: Mask off a 1" to 2" square on the lid (upper-left or upper-right corner or as applicable), or the side of the container or device.



Individual Tools, Large Hand: Mask off a ½" wide to 1" wide ring around the handle or grip, or as applicable.














Individual Tools, Small Hand: Mask off a ½” wide to 1” wide ring around the handle or grip, or as applicable.



G. PAINT ISSUANCE

One or two quarts of the assigned paint will be issued - - - -

H. APPARATUS EQUIPMENT COLOR CODE ASSIGNMENTS

OES Apparatus #	COLOR	NAME	Pantone #	SAMPLE
	PINK	BUBBLEGUM	2132 or PMS 211	
	RED	TOMATO RED	PMS 1795	
	ORANGE	ORANGE	PMS 2003 or PMS 717	
	YELLOW	SUNSHINE YELLOW	PMS 395 or PMA 3955	
	LT. GREEN	BRIGHT GREEN	5152 or PMS 375	
	DK.GREEN	APPLE GREEN	PMS 362 or PMS 355	
	BLUE-GREEN	TEAL or TURQUISE	5157 or 5145	
	LT. BLUE	BABY or POWDER	2975C or PMS 277	
	DK. BLUE	INTENSE or SKY BLUE	PMS 301C or 5015	
	PURPLE	PLUM	PMS 576 or PMS 577	
	FUCHSIA	ORCHID	PMS 675 or PMS 676	
	BROWN	MAHOGANY	4625C or PMS 732	