

State of California
 CALIFORNIA OFFICE OF EMERGENCY SERVICES
Certified Hazardous Material Teams

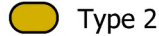


By Type as of April, 2018



Cal OES Sponsored HazMat Trucks


Unit Type



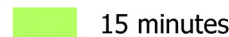
Estimated Response Times



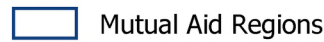
60 minutes



30 minutes



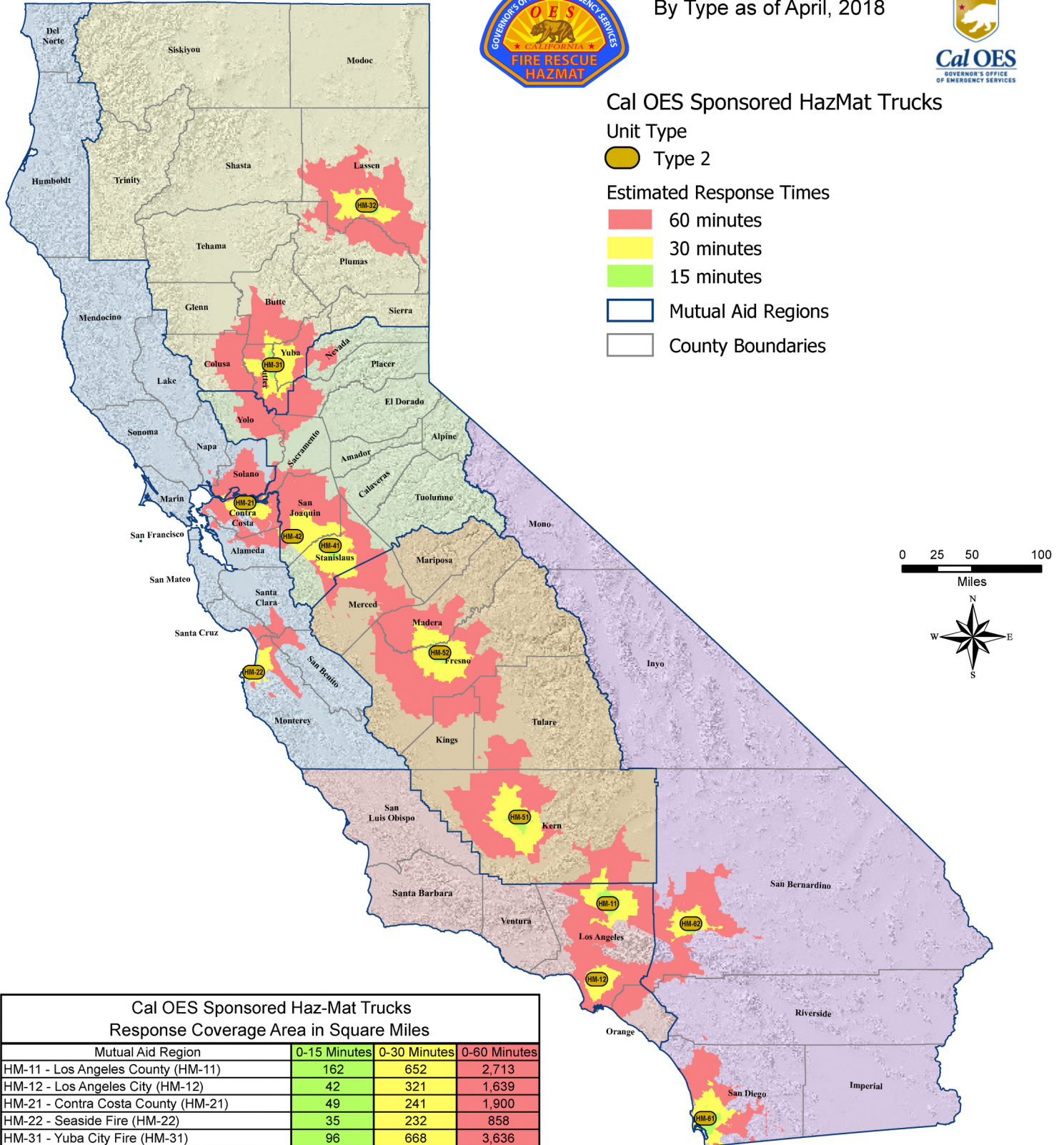
15 minutes



Mutual Aid Regions



County Boundaries



Cal OES Sponsored Haz-Mat Trucks
 Response Coverage Area in Square Miles

Mutual Aid Region	0-15 Minutes	0-30 Minutes	0-60 Minutes
HM-11 - Los Angeles County (HM-11)	162	652	2,713
HM-12 - Los Angeles City (HM-12)	42	321	1,639
HM-21 - Contra Costa County (HM-21)	49	241	1,900
HM-22 - Seaside Fire (HM-22)	35	232	858
HM-31 - Yuba City Fire (HM-31)	96	668	3,636
HM-32 - Susanville Fire (HM-32)	71	476	2,708
HM-41 - Modesto Fire (HM-41)	116	797	2,794
HM-42 - South County Fire (HM-42)	68	431	2,601
HM-51 - Kern County Fire (HM-51)	146	858	3,097
HM-52 - Fresno City Fire (HM-52)	124	834	4,419
HM-61 - San Diego County Fire (HM-61)	156	592	1,796
HM-62 - San Bernardino County Fire (HM-62)	97	377	2,327