



Nonprofit Security Grant Program 2019 Application Workshop

Presented by

Cal OES Infrastructure Protection Grants Unit

Agenda

- Purpose of the Grant
- Notice of Funding Opportunity (NOFO) 2019
- Funding Overview
- Eligibility Criteria
- Urban Area Security Initiative areas (UASI)
- Grant Performance Period
- Allowable and Unallowable Costs
- Construction and Renovation
- Application Required Documents
- Investment Justification Application Walkthrough
- Application Scoring
- Grant Timeline
- Workshops and Webinars
- Threat Assessment Centers
- Post Award Requirements
- Questions

NSGP Purpose



The National Preparedness Goal (the GOAL) is “A secure and resilient nation with the capabilities required across the whole community to prevent, protect against, mitigate, respond to, and recover from the threats and hazards that pose the greatest risk.”

Using the core capabilities the National Preparedness Goal is achieved through five mission areas: **Prevention, Protection, Mitigation, Response, and Recovery.**

The goal of this grant is to integrate the preparedness activities of nonprofit organizations that are at high risk of a terrorist attack due to their ideology, beliefs, or mission with broader state and local preparedness efforts.

Notice of Funding Opportunity (NOFO) 2019



- FEMA released the Fiscal Year (FY) 2019 Nonprofit Security Grant Program (NSGP) Notice of Funding Opportunity (NOFO) on April 12, 2019.
- Each nonprofit organization must apply through their respective State Administrative Agency (SAA).

THE DUE DATE IS MAY 12, 2019 AT 11:59 PM



Allowability

In FY 2018, the NSGP allowable costs were expanded to include security training for all nonprofit staff, planning related costs, and exercises related cost, in addition to the traditionally allowable equipment.

In FY 2019, nonprofits are encouraged to apply for additional costs, including contracted security personnel as well as security-related training for:

Employed or volunteer security staff to attend security-related training within the United States;

Employed or volunteer security staff to attend security-related training within the United States with the intent of training other staff or members/congregants upon completing the training (i.e., “train-the-trainer” type courses);

Employed or volunteer security staff or members/congregants to receive on-site security training.

Bonus points for nonprofits that have not received NSGP funding in previous years

In previous years, one bonus point was added to the SAA score for nonprofit organizations that had never received NSGP funding. **In FY 2019, ten bonus points** will be added to the SAA score for both NSGP-UA and NSGP-S.

Funding Overview



The U.S. Department of Homeland Security (DHS), Federal Emergency Management Agency (FEMA)

DHS/FEMA has announced the FY 2019 NSGP in the amount of \$60 million available nationwide for U.S. nonprofit organizations that are determined to be at high-risk of terrorist attack due to their ideology, beliefs, or mission.

Of the \$60 million, \$50 million is available to nonprofits located in designated urban areas (NSGP-UA), and \$10 million is available to nonprofits located outside designated urban areas (NSGP-S).

Funding Overview



Organizations within a specific California Urban Area Security Initiative (UASI) designated urban areas, If your organization is within these areas you may apply through the State Administrative Agency (SAA) for award of up to \$100,000 identified as **NSGP-UA**.

These areas are:

**Anaheim/Santa Ana Area, Bay Area,
Los Angeles/Long Beach Area, Riverside Area,
Sacramento Area, and San Diego Area.**

For **NSGP-S** applicants

California set the maximum amount of the NSGP-S grant at \$75,000.

Eligibility Criteria



1. Be an IRS recognized 501(c)(3) or eligible 501(c)(3) Nonprofit organization in the State of California.
2. Be at high-risk of foreign or domestic terrorist attacks due to their ideology, beliefs or mission, and which are located throughout the state.
3. Obtain a Data Universal Number System (DUNS) from Dun & Bradstreet (www.dnb.com). Call 1-800-700-2733 for information on how to obtain or update your organization's profile. (***Applications can only be submitted with a current and valid DUNS number, pending DUNS numbers will not be accepted***)
 - Be located INSIDE the UASI areas in order to apply for up to \$100,000 in grant funding, or;
 - Be located OUTSIDE the UASI areas in order to apply for up to \$75,000 in grant funding.

DHS/FEMA will verify that the nonprofit has been included in the correct program and may disqualify applications that are not included in the correct program.



Anaheim/Santa Ana Area

POC: Kerrstyn Vega
Phone 714-765-3932
Email: kvega@anaheim.net

Los Angeles/Long Beach

POC: Gabriela Jasso
Phone: 213-978-0765
Email: gabriela.jasso@laCity.org

Sacramento Area

POC: Der Xiong
Phone: 916-808-3775
Email: derxiong@pd.cityofsacramento.org

Bay Area

POC: Mary Landers
Phone: (415)353-5225
Email: mary.landiers@sfgov.org

Riverside

POC: Lee Withers
Phone: (951) 320-8106
Email: lwithers@riversideca.gov

San Diego Area

POC: Renee Coleman
Phone: 619-533-6758
Email: Rcoleman@sandiego.gov

UASI: Los Angeles/Long Beach and Riverside

The Riverside Urban Area is comprised of the following incorporated cities and unincorporated jurisdictions inside Riverside and San Bernardino County.

Incorporated Areas		Unincorporated Areas
Chino	Montclair	Jurupa
Chino Hills	Moreno Valley	Mira Loma
Colton	Norco	Pedley
Corona	Ontario	Rubidoux
Eastvale	Rancho Cucamonga	Sunnyslope
Fontana	Redlands	Bloomington
Grand Terrace	Rialto	Highgrove
Highland	Riverside	Home Gardens
Jurupa Valley	San Bernardino	Woodcrest
Loma Linda	Upland	
Tribal Areas of San Manuel Band of Mission Indians		

The Los Angeles/Long Beach Urban Area is comprised of

- Los Angeles County

UASI: Bay Area



The Bay Area UASI is comprised of the

- Alameda County
- Contra Costa County
- Marin County
- Monterey County
- Napa County
- San Benito County
- San Francisco County
- San Mateo County'
- Santa Clara County
- Santa Cruz County
- Solano County
- Sonoma County



The Sacramento Urban Area is comprised of

- Sacramento County
- El Dorado County
- Placer County
- Yolo County

The San Diego Urban Area is comprised of

- San Diego County

Anaheim/Santa Ana Urban Area is comprised of

- Orange County

Grant Performance Period



ALL FUNDS MUST BE EXPENDED DURING THE PERIOD OF PERFORMANCE

- Performance Period starts in September 2019.
- **Subrecipients have until 5/31/2022** to use all their funds.
- You cannot be Reimbursed for, or Advanced funds for, activities begun before you receive notification of completion of the application process.
- The application process must be completed within 45 days of the award notification date.



Allowable Costs



Equipment Costs:

Are focused on target hardening activities. Funding is limited to two categories of items on the [Authorized Equipment List](#) (AEL):

- Physical Security Enhancement Equipment (category 14).
- Inspection and Screening Systems (category 15).

Security Cameras	Bollards
 A white, dome-shaped security camera with a lens and several small lights at the bottom.	 A photograph showing four yellow bollards installed in a grassy area next to a concrete curb and a white wall.

Allowable Costs: Equipment Examples



Fencing




Security Lighting



Access Control Systems



Blast Protection



Allowable Costs



Training:

Funds may support nonprofit organization security personnel to attend security-related training courses and programs.

- Allowable training topics are limited to the critical infrastructure key resources, including physical and cybersecurity, target hardening, and terrorism awareness/employee preparedness including programs such as Community Emergency Response Team (CERT) training, Active Shooter training, and emergency first aid training.
- Proposed attendance at training courses and all associated costs using the NSGP must be included in the nonprofit organization's IJ.

Allowable Costs



Exercise:

Funding may be used to conduct security-related exercises. This includes costs related to planning, meeting space and other meeting costs, facilitation costs, materials and supplies, and documentation.

- All shortcomings or gaps found during the exercise, including those identified for children and individuals with access and functional needs—should be identified in an improvement plan. Improvement plans should be dynamic documents with corrective actions continually monitored and implemented as part of improving preparedness through the exercise cycle.

Allowable Costs



Planning:

Funding may be used for security or emergency planning expenses and the materials required to conduct planning activities. Planning must be related to the protection of the facility and the people within the facility and should include with access and functional needs as well as those with limited English proficiency. Examples of planning activities allowable under this program include:

- Development and enhancement of security plans and protocols;
- Development or further strengthening of security assessments;
- Emergency contingency plans;
- Evacuation/Shelter-in-place plans; and
- Other project planning activities with prior approval from DHS/FEMA.

Allowable Costs



Hiring:

Contracted Security Personnel are allowed under this program only as described in the NOFO and Manual. NSGP funds may not be used to purchase equipment for contracted security. The recipient must be able to sustain this capability in future years without NSGP funding.

Allowable Costs



Management and Administration (M&A):

Subrecipients may use up to 5% of the amount subawarded to them solely for M&A purposes associated with the subaward.

- Hiring of full-time or part-time staff or contractors/consultants to assist with the management and administration of NSGP funds.

Construction and Renovation 1 of 2



- NSGP funding may not be used for construction and renovation projects without prior written approval from DHS/FEMA. All recipients of NSGP funds must request and receive approval from DHS/FEMA before any NSGP funds are used for any construction or renovation.
- Additionally, recipients are required to submit a SF-424C Budget and budget detail citing the project costs. The total cost of any construction or renovation paid for using NSGP funds may not exceed 15 percent (15%) of the NSGP award.

Construction and Renovation 2 of 2

- NSGP Program recipients using funds for construction projects must comply with the *Davis-Bacon Act* (40 U.S.C. § 3141 *et seq.*).
- Grant recipients must ensure that their contractors or subcontractors for construction projects pay workers no less than the prevailing wages for laborers and mechanics employed on projects of a character similar to the contract work in the civil subdivision of the state in which the work is to be performed. Additional information regarding compliance with the *Davis-Bacon Act*, including Department of Labor (DOL) wage determinations, is available from the following website: <https://www.dol.gov/whd/govcontracts/dbra.htm>.

Unallowable Costs

- Organization costs, and operational overtime costs
- Hiring of public safety personnel
- General-use expenditures
- Overtime and backfill
- Initiatives that do not address the implementation of programs/initiatives to build prevention and protection-focused capabilities directed at identified facilities and/or the surrounding communities
- The development of risk/vulnerability assessment models
- Initiatives that fund risk or vulnerability security assessments or the development of the IJ
- Initiatives in which Federal agencies are the beneficiary or that enhance Federal property
- Initiatives which study technology development
- Proof-of-concept initiatives
- Initiatives that duplicate capabilities being provided by the Federal Government
- Organizational operating expenses
- Reimbursement of pre-award security expenses

Any expenses incurred on your projects

BEFORE YOUR PROJECT AWARD LETTER IS ISSUED

Application Required Documents



1. Investment Justification Excel Application
2. Vulnerability Assessment & VA Worksheet
3. Contact Sheet
4. Mission Statement

These documents are ALL required to be submitted at the time of your application submission.



Data Universal Number System:

- This is a number issued by a private company known as DUN & Bradstreet.
- Your organization must register with DUN & Bradstreet in order to be eligible for grant funds or to bid on federal contracts.
- <https://www.grants.gov/web/grants/applicants/organization-registration/step-1-obtain-duns-number.html>

Application Process: Contact Template



- Provide the name of the organization
- Location/address of the facility applying for the grant. Provide the mailing address if different.
- Web address/URL of the Nonprofit Organization (Verifiable).
- Provide the Email address of the Nonprofit Organization.
- Telephone number of Nonprofit Organization that is applying.
- Name and Title/Role of the person preparing the IJ application documents.
- Yes or No – Is this individual Authorized by the applying organization to submit on their behalf?
- Print the Name, title/role, phone number, and email information of the primary Point of Contact (POC) who will work directly with us on grant transactions.
- Print the contact information for each additional POC. Use a separate sheet if needed for additional information. **PROVIDE AT LEAST TWO CONTACTS**

Application Process: Contacts Template



Cal OES
GOVERNOR'S OFFICE
OF EMERGENCY SERVICES

Legal name of the organization as indicated on the 501(c) (3) document	
Location - address of facility applying for the security grant enhancements	
Mailing, address if different	
Website address of the Nonprofit Organization (Verifiable)	
Email address of the Nonprofit organization	
Telephone number of the Nonprofit facility	



- An official Memorandum or Letter from the applicant on its own letterhead
- Provides the “Who, What, and Why” about the organization
- No official format, but should state the intent/purpose of the organization
- Not scored as part of the overall application
- Federal Requirement

Not Scored



O U R C O N G R E G A T I O N

Date: April 21, 2017
From: Congregation of Congregates
Subject: Mission Statement

Our congregation prides itself on serving the community through outreach, charity, and support of our local programs. We congregate regularly to better the lives of our patrons and community. Through outreach we build a better, more cohesive community. Through charity, we assist those who are not as fortunate. Through support of our local programs, we give back to the community that congregates with us.

It is our congregation's honor to be a part of this community and remain a pillar of trust within it.

Sincerely,

Application Process: Vulnerability Assessment



Obtain a Vulnerability Assessment (VA) for your organization and complete the Cal OES Vulnerability Worksheet.

- The VA defines, identifies, and prioritizes vulnerabilities of the organization structure.
- The VA provides the organization with knowledge of what equipment to purchase to make the organization safer.
- Align your equipment requests with your organization's risk, which are the threats you face, your vulnerability, and the potential consequences of an attack.

Application Process: Vulnerability Assessment



- The VA must be performed by a person with security, emergency services, military or law enforcement background.
- There is no required format for conducting the assessment itself.
- If a Security Company prepares your Vulnerability Assessment they are prohibited from Bidding or Contracting for the Equipment Installation in accordance with [2 CFR§ 215.43 Competition](#).

Application Process: Vulnerability Assessment



- Previous assessments can be used if still current and applicable and results of the assessment must be recorded in the Vulnerability Assessment Worksheet and Annex 1.
- A webinar on how to complete the Vulnerability Worksheet is available on our website at [VA Worksheet webinar](#)
- The Cal OES Critical Infrastructure Protection (CIP) Unit may assist in contacting a regional fusion center for additional information on the conduct of a vulnerability assessment. They can be contacted at: info@caloes.ca.gov.

Application Process: Investment Justification



- It is the Who, What, When, Where, Why and How of the organization's plan for target hardening.
- It is an Excel Fillable form that Cal OES/FEMA uses to score and rank each application.
- It Should be consistent with any Vulnerability Assessments performed on the organizations location.
- It establishes the target hardening project timeline and milestones for completion.

Requirement of the IJ



Each subapplicant must develop a formal IJ that addresses each investment proposed for funding.

One IJ per site, and only one site per IJ, with that site having a physical address (not a PO Box Number) and for the location(s) that the nonprofit occupies at the time of application;

- Address an identified risk, including threat and vulnerability, and build or sustain a core capability identified in the Goal;
- Demonstrate the ability to provide enhancements consistent with the purpose of the program and guidance provided by DHS/FEMA;
- Be both feasible and effective at reducing the risks for which the project was designed;
- Be able to be fully completed within the three-year period of performance; and
- Be consistent with all applicable requirements outlined in the NOFO.



Investment Justification (Application) Walkthrough

Investment Justification



NSGP Investment Justification

I. Nonprofit Organization Applicant Information

Identify the Following:

Legal Name of the Organization

Physical Address of the Facility

(One Investment Justification per facility; include city, state, and zip code)

County

Year the Original Facility was Constructed

Organization Type (Short description of organization's ideology, beliefs and mission)

(400 character max- not including spaces)

Membership and community served

501(c)(3) Tax-exempt designation

Dun and Bradstreet Number

Applications can only be submitted with a **current** and **valid** DUNS number; pending DUNS numbers will **not** be accepted.

Urban Area Security Initiative - designated Urban Area (if applicable)

NSGP Federal Funding Request

NSGP Total Project Cost

Any Current Contract with DHS (yes/no)

This does not include any DHS or NSGP grant funds previously awarded to the nonprofit organization.

Investment Justification

Section I: Applicant Information



- **Legal Name of the Organization:** If you registered as a corporation in California under a different name you will need to notify the federal government, Dun and Bradstreet to update the organization's profile.
- **Physical Address of the Facility to include the City and/or County Name:** Use your administrative office address. Later in the form you must specify the project address, or addresses, if you will be applying for security enhancements at more than one of the organization's facilities.
- **Year the Original Facility was Constructed:** You should enter the year the facility at the project address was constructed.
- **Organization Type:** Short description of organization's ideology, beliefs and mission.

Investment Justification

Section I: Applicant Information



- **501(c)(3) Tax-exempt organization:** Yes or No
- **Dun and Bradstreet Number:** Call 1-800-700-2733 for information on how to obtain or update your organization's profile. (***Applications can only be submitted with a current and valid DUNS number, pending DUNS numbers will not be accepted***)
- **FY 2019 Urban Area:** Select from dropdown (Example: Los Angeles/Long Beach). IF you are **NOT** within a UASI-designated urban area. Select (**Not**) in the Drop Down
- **FY 2019 NSGP Federal Funding Request:** Up to \$100,000 for Applicants within the UASI Area.
- If you are applying for the NSGP-S **Total cannot exceed \$75,000.**
- **Any Current Contract with DHS:** Yes or No – if yes, please describe (This does not include previously awarded NSGP Grant funds).
 - **Investment Phase** – New or Ongoing.

Investment Justification

Section II: Background Information



Describe the nonprofit organization including:

- Membership and community served.
- Symbolic value of the site(s) as a highly recognized national or historical institution that renders the site as a possible target of terrorism.
- Any role in responding to or recovering from terrorist attacks and your involvement in your community in emergency preparedness activities or response.

II. Background
<p>Describe the nonprofit organization including: (500 character max per text box - not including spaces)</p> <p>Describe the symbolic value of the site as a highly recognized national or historic institution or significant institution within the community that renders the site as a possible target of terrorism</p> <input type="text"/>
<p>Describe any previous or existing role in responding to or recovering from terrorist attacks</p> <input type="text"/>



DHS defines risk as the product of three principal variables: Threat, Vulnerability, and Consequences.

Threat: Applicant should discuss the identification and substantiation of prior threats or attacks on the organization or similar organizations.

Vulnerabilities: Applicant should discuss the organization's susceptibility to destruction, incapacitation or exploitation.

Potential Consequences: Consider potential consequences, the potential negative effects on an organization's assets, system, and/or network if damaged , destroyed or disrupted by a terrorist.



In order to receive full points you must provide answer all three categories.

A. Threat

B. Vulnerabilities

C. Potential Consequences

III. Risk
<p>DHS defines risk as the product of three principal variables: <i>Threat, Vulnerability, and Consequences</i>. In the space below, describe specific findings from previously conducted risk assessments, including A) Threats, B) Vulnerabilities, and C) Potential Consequences of an attack.</p> <p>A) Threat: In considering threat, the applicant should discuss the identification and substantiation of specific threats or attacks against the nonprofit organization or closely related organization by a terrorist organization, network, or cell. The applicant should also discuss findings from a risk assessment, police findings, and/or insurance claims specific to the location being applied for including dates and specific threats.</p> <hr/>
<p>B) Vulnerabilities: In considering vulnerabilities, the applicant should discuss the organization's susceptibility to destruction, incapacitation, or exploitation by a terrorist attack.</p> <hr/>
<p>C) Potential Consequences: In considering potential consequences, the applicant should discuss potential negative effects on the organization's asset, system, and/or network if damaged, destroyed, or disrupted by a terrorist attack.</p> <hr/>

Investment Justification

Section IV: Target Hardening



Describe the proposed target hardening activity

- **Total Federal funds requested:**
 - Up to a maximum of \$100,000 is available for organizations located inside the UASI Area
 - \$75,000 maximum outside the UASI Area
- **Security related training courses and programs if requested:**
 - Allowable training topics are limited to the protection of Critical infrastructure/Key Resources, including physical and cyber security, target hardening, and terrorism awareness/employee preparedness.
- **Describe the equipment requested:** Include the AEL Number/s and Title(s) of the desired equipment.
Allowable equipment is limited to:
 - Physical Security Enhancement Equipment (**AEL Category 14**)
 - Inspection and Screening Systems (**AEL Category 15**)

Investment Justification

Section IV: Target Hardening



If you choose to request funding for **Training** and or **Exercise**

Enter all the details regarding **Training and Exercise fund request in the Section IV. Target Hardening.**

Allowable costs are focused on target hardening activities as well as **planning related costs, exercise related costs**, and security-related training courses and programs limited to the protection of critical infrastructure key resources, including physical and cyber security, target hardening, and terrorism awareness/employee preparedness.

Funding can also be used for the acquisition and installation of security equipment on real property (including buildings and improvements) owned or leased by the nonprofit organization, specifically in prevention of and/or in protection against the risk of a terrorist attack.

Investment Justification

Section IV: Target Hardening



IV. Target Hardening (14 possible points out of 40)

In this section, describe each proposed activity or investment and the identified threat or vulnerability that it addresses as well as the associated cost with each activity or investment. Allowable costs are focused on target hardening activities as well as planning related costs, exercise related costs, contracted security personnel, and security-related training courses and programs limited to the protection of critical infrastructure key resources, including physical and cyber security, target hardening, and terrorism awareness/employee preparedness. Funding can also be used for the acquisition and installation of security equipment on real property (2,200 character max - not including spaces)

In this section, list all target hardening equipment being proposed. Include the Authorized Equipment List (AEL) number and description, the vulnerability the equipment addresses, and the funding requested.

Allowable equipment is limited to two categories of items on the AEL:

- AEL Section 14 - Physical Security Enhancement Equipment
- AEL Section 15 - Inspection and Screening Systems

The equipment categories are listed on the web based AEL on the FEMA website, <https://www.fema.gov/authorized-equipment-list>.

	AEL Number	Description of Item to be Purchased	Vulnerability to be Addressed	Funding Requested
Ex.	ALRM	Systems/Sensors, Alarm	Vulnerable entry	\$7,000
1.	<input type="text"/>	<input type="text"/>	<input type="text"/>	<input type="text"/>
2.	<input type="text"/>	<input type="text"/>	<input type="text"/>	<input type="text"/>
3.	<input type="text"/>	<input type="text"/>	<input type="text"/>	<input type="text"/>
4.	<input type="text"/>	<input type="text"/>	<input type="text"/>	<input type="text"/>

Investment Justification

Section IV: Target Hardening



- Equipment listed in this section is the equipment your organization will be expected to install. Equipment must correlate to your Vulnerability/Risk Assessment.
- Bait and Switch Requests will be denied by DHS/FEMA. (This occurs when an organization is awarded grant funding but never intends to use the grant funding as awarded based on its IJ and vulnerability assessment.)
- Evaluation of your IJ application is based on how your proposal addresses the needs identified in the vulnerability assessment and your ability to complete the equipment installations within your budget and the grant performance period.

The AEL List is located on the Responder Knowledge Base (RKB) website.

<https://www.llis.dhs.gov/knowledgebase/authorized-equipment-list-ael>

Investment Justification

Section V: Milestones



- Provide description and associated key activities that lead to the milestone event.
- Start dates should reflect the start of the associated key activities and end dates should reflect when the **MILESTONE EVENT WILL OCCUR.**
- **Item 1.** Could relate to the date you expect you will have submitted all your application documents.
- **Item 2.** Milestone should reflect considerations to Environmental Planning and Historic Preservation Review approval.
- **Item 3.** Could indicate when you expect to have obtained all of your bids and begin your first project.
- Milestone Considerations: time to complete bidding process, time to complete work, and the organization's time involved with managing the projects.

Investment Justification

Section V: Milestones



V. Milestones

Provide description and associated key activities that lead to the milestone event over the NSGP period of performance. Start dates should reflect the start of the associated key activities and end dates should reflect when the milestone event will occur. Milestones should reflect considerations to Environmental Planning and Historic Preservation reviews when applicable. (10 milestones maximum)

	Milestone	Start Date	Completion Date
1.			
2.			
3.			
4.			
5.			
6.			
7.			
8.			
9.			
10.			

Investment Justification

Section V: Milestones (SAMPLE)



V. Milestones

Provide description and associated key activities that lead to the milestone event over the NSGP period of performance. Start dates should reflect the start of the associated key activities and end dates should reflect when the milestone event will occur. Milestones should reflect considerations to Environmental Planning and Historic Preservation reviews when applicable. (10 milestones maximum)

	Milestone	State Date	Completion Date
1.	Gather necessary documents, pictures, submit initial grant documents, submit EHP screening form	9/1/2018	10/1/2018
2.	Obtain bids from various contractors, get permits if necessary, wait for EHP approval and grant award letter	10/1/2018	11/1/2018
3.	Finalize with contractors, write and sign contracts	11/1/2018	12/1/2018
4.	Install camera system on perimeter of property	12/1/2018	1/1/2019
5.	Install shatter-resistant glass / wraps on windows	1/1/2019	2/1/2019
6.	Install fence and gates	3/1/2019	5/1/2019
7.	Install alarm system with sensors for doors and windows	9/1/2019	10/1/2019
8.	Install security lighting	11/1/2019	12/1/2019
9.	Seek reimbursement from CalOES	12/1/2019	1/1/2020
10.	Submit Final documents, closeout grant with CalOES	1/1/2020	2/1/2020

Investment Justification

Section VI: Project Management



- Who will manage the project? Include the name, phone number, and/or email address, and experience of the project manager(s)
- Any challenges to the effective implementation of the project?
- Coordination of the project with State and local Homeland Security partners (Cal OES)?

(2,200 Character Max not including spaces)

VI. Project Management

Who will manage the project:

Include the name, phone number, and/or email address, and experience of the project manager(s)

Describe the project management, including:

- Description of any challenges to the effective implementation of this project
- Coordination of the project with State and local homeland security partners

(2,200 character max - not including spaces)

Investment Justification

Section VII: Impact



- Describe the measurable outputs and outcomes that will indicate that this Investment is successful at the end of the NSGP period of performance.
- What specific National Preparedness Goal is the investment trying to achieve? (Identified in Slide 3). Core Capability (Physical Security Enhancement)
- How will this investment of funds and equipment make your facility a safer place?

VII. Impact
What measurable outputs and outcomes will indicate that this Investment is successful at the end of the period of performance? (2,200 character max - not including spaces)
Which specific National Preparedness Goal (the Goal) core capabilities does this investment work to achieve? Explain how this investment supports the building or sustaining of these Goal core capabilities. For more information on the Goal see: http://www.fema.gov/national-preparedness-goal .

Investment Justification

Bonus: Funding History



- **Funding History-Previous Request Name and Funding:** Provide the funding source, funding amount, funding year and investment type.
- An additional 10 points will be given to nonprofit organizations that have not received prior years funding.

Bonus: Funding History

Nonprofit applicants that have not received NSGP funding in the past will receive one bonus point to their final State score at the time of application submission to FEMA. If the nonprofit organization has received NSGP funding in the past, provide the funding source, funding amount, funding year, and the investment type.

NSGP Funding in the Past <i>(yes/no)</i>	<input type="text"/>
Year(s) NSGP Funding Received	<input type="text"/>
Funding Amount	<input type="text"/>
Investment Type	<input type="text"/>

Additional Information

Application Submission



- DHS makes **Award Determination (usually in August or September)**.
- Successful applicants receive a **Notification of Subrecipient Award Approval** letter.
- Successful Applicants will then need to meet several other application requirements before Cal OES notifies them that they have final approval to proceed.
 - Cal OES will post a list of the successful California applicants on our [website](#).

Application Submission: File Naming UASI



Naming Convention for organization within a UASI designated urban area:
FY 2019 NSGP CA_UASIArea_NonprofitName_“FILENAME”

Examples of naming your Document:

- **FY 2019 NSGP CA_LosAngelesLongBeach_NonprofitName**
- **FY 2019 NSGP CA_LosAngelesLongBeach_NonprofitName_Mission**
- **FY 2019 NSGP CA_LosAngelesLongBeach_NonprofitName_Contacts**
- **FY 2019 NSGP CA_LosAngelesLongBeach_NonprofitName_VA**
- **FY 2019 NSGP CA_LosAngelesLongBeach_NonprofitName_VAWorksheet**

(You are encouraged to abbreviate long organization names. The full names will be in the text of the document. Use Capital letters to separate the names, not spaces. For example: OceanWave)

The first _ is between the CA and UASI Area, the second _ between the UASI area and the Nonprofit name, the third _ between the Nonprofit name and the document name.

Application Submission: File Naming-Non UASI



Naming Convention for organization outside of a UASI designated urban area:
FY 2019 NSGP_S_CA_NonprofitName_“FILENAME”

Examples of naming your Document:

- **FY 2019 NSGP_S_CA_NonprofitName**
- **FY 2019 NSGP_S_CA_NonprofitName_Mission**
- **FY 2019 NSGP_S_CA_NonprofitName_Contacts**
- **FY 2019 NSGP_S_CA_NonprofitName_VA**
- **FY 2019 NSGP_S_CA_NonprofitName_VAWorksheet**

(You are encouraged to abbreviate long organization names. The full names will be in the text of the document. Use Capital letters to separate the names, not spaces. For example: OceanWave)

The first _ is between the NSGP and S, the second _ between the S and the State, the third _ between the State and the Nonprofit name, and the fourth _ between the Nonprofit name and the document name.

Application Submission



NO LATER THAN 11:59 PM (PST) May 12, 2019.

Attach all application documents to an email and
send them to:

Nonprofit.Security.Grant@caloes.ca.gov

Application Scoring



This is a Competitive Grant Process, meaning that your applications will be ranked in comparison to all other applications received. Here are some Applicant Considerations:

- Completeness of the Application to include all required documents.
- Associated Vulnerabilities/Risks with location.
- Do your requested projects correlate to your Vulnerability/Risk Assessment?
- What is the symbolic/social importance of your site is as a possible target?

Application Scoring



The SAA will develop a prioritized list of your Investment Justifications. Successfully ranked IJs will be attached and sent to the Department of Homeland Security (DHS) for consideration.

Section	IJ Section Title	Points
I	Applicant Information	Not Scored
II	Background Information	2
III	Risk	12
IV	Target Hardening	14
V	Milestones	4
VI	Project Management	3
VII	Impact	5
	Total	40

Grant Timeline

May 12, 2019

11:59 PM Applications Due to Cal OES.

August/September 2019 –

FEMA announces FY 2019 Subrecipient Awardees

September and/or October 2019 –

Cal OES Conducts a Subrecipient Required Documents Workshops.

- Required Documents are to be submitted to Cal OES
(no later than 45 days after last workshop held)

May 31, 2022 – Grant Performance Period Ends

Useful Links

Cal OES Website:

<http://www.caloes.ca.gov/>

Obtain a DUNS:

<https://www.grants.gov/web/grants/applicants/organization-registration/step-1-obtain-duns-number.html>

Direct Link to the Federal FY 2019 NSGP materials:

<https://www.fema.gov/media-library/assets/documents/164429>

Authorized Equipment List (Categories 14 and 15 only):

<https://www.llis.dhs.gov/knowledgebase/authorized-equipment-list-ael>

Preparation Webinars



Webinar Dates

Webinar #1

Thursday, March 21, 2019

1:00 PM – 3:00 PM

Click [Here](#) and select audio preference

Dial In: 1-888-240-2560

Meeting ID: 397677667

Webinar #2

Tuesday, April 2, 2019

9:00 AM – 11:00 AM

Click [Here](#) and select audio preference

Dial In: 1-888-240-2560

Meeting ID: 332196719

Webinar limited 100 participants

Completed

Completed

Webinars



Webinar Dates	
<p><u>Webinar #3</u> Monday, April 22, 2019 9:00 AM – 11:00 AM Click Here and select audio Dial In:1-888-240-2560 Meeting ID: 436062394</p>	<p><u>Webinar #5</u> Monday, April 29, 2019 2:00 PM – 4:00 PM Click Here and select audio Dial In:1-888-240-2560 Meeting ID: 985119617</p>
<p><u>Webinar #4</u> Thursday, April 25, 2019 9:00 AM – 11:00 AM Click Here and select audio Dial In:1-888-240-2560 Meeting ID: 719471710</p>	<p><i>Webinars limited 100 participants</i></p>

Workshops (1 of 2)



<p><u>Sacramento</u> Monday, March 25, 2019 10:00 AM – 12:00 PM Sacramento Police Department 300 Richards Blvd. Sacramento, CA 95811 Register: Email Craig Mohar (916)808-0868</p>	<p><u>Los Angeles</u> Tuesday, March 26, 2019 10:00 AM – 12:00 PM LA City Hall - Mayor's Press Conference Room 200 North Spring St. (Suite 303) Los Angeles, CA 90012 Click Here to register</p>
<p><u>Los Angeles</u> Tuesday, March 26, 2019 2:00 PM – 4:00 PM District Office of Councilmember Curren D. Price 43001 S. Central Ave. Los Angeles, CA 90011 Click Here to register</p>	<p><u>Los Angeles</u> Wednesday, March 27, 2019 10:00 AM – 12:00 PM District Office of Councilmember Bob Blumenfield 19040 Vanowen St. Reseda, CA 91335 Click Here to register</p>
<p><u>Los Angeles</u> Wednesday, March 27, 2019 2:00 PM – 4:00 PM West Los Angeles Municipal Building 1828 Sawtelle Blvd. Los Angeles, CA 90025 Click Here to register</p>	<p><u>Sacramento</u> Friday, March 29, 2019 10:00 AM – 12:00 PM Sacramento Police Department 300 Richards Blvd. Sacramento, CA 95811 Register: Email Craig Mohar (916)808-0868</p>

Workshops (2 of 2)



<p><u>Orange County</u> Thursday, March 28, 2019 10:00 AM – 12:00 PM Immaculate Heart of Mary (Parrish Hall) 1100 S. Center Street Santa Ana, CA 92704</p>	<p><u>San Diego</u> Thursday, April 18, 2019 11:30 AM – 1:30 PM National University 9388 Lightwave Ave. San Diego, CA 92123</p>
<p><u>Bay Area</u> Wednesday, April 24, 2019 9:30 AM – 11:30 AM The Bridge Yard (Caltrans Facility) 210 Burma Rd. Oakland, CA 94607 This facility sits directly south of the Bay Bridge Toll Plaza.</p>	<p><u>Bay Area</u> Wednesday, April 24, 2019 2:00 PM – 4:00 PM Martin Luther King Library Third Floor Conference Rm 150 E. Sa Fernando St. San Jose, CA 95112</p>
<p><u>San Bernadino</u> Thursday, April 25, 2019 9:00 AM – 11:00 AM Office of Congressman Pete Aguilar - Room #150 301 Vanderbilt Way San Bernardino, CA 92408</p>	<p><u>Riverside</u> Thursday, April 25, 2019 1:00 PM – 3:00 PM Ben Clark Public Safety Training Center 16791 Davis Ave. Riverside, CA 92518</p>

Threat Assessment Centers



California State Threat Assessment Center (STAC)	Sacramento	916-874-1100	info@calstas.org
Regional Threat Assessment Centers			
Name	Location	Phone	Email
Orange County Intelligence and Assessment Center (OCIAC)	Orange County	714-628-3024	ociac@ociac.org
Joint Regional Intelligence Center (JRIC)	Los Angeles	562-345-1100	jric@jric.info
Sacramento Regional Threat Assessment Center (SAC RTAC)	Sacramento	916-808-8383	info@sacrtac.org
San Diego Law Enforcement Coordination Center (SD-LECC)	San Diego	858-495-7200	info@sd-lecc.org
Northern California Regional Intelligence Center (NCRIC)	San Francisco	415-575-2749	dutyofficer@ncric.ca.gov



Cal OES will then conduct a REQUIRED DOCUMENTS training workshop to explain the rest of the application process.

All Subrecipients Must attend

The following topics will be covered again at the next workshop:

1. 501(c)(3) Letter/or letter of declaration of status
2. Environmental Planning and Historical Preservation (EHP) Requirements
3. Governing Body Resolution
4. Grant Assurances
5. Payee Data Record (CA Standard Form 204)
6. Cash Drawdowns
7. Financial Management and Forms Workbook (FMFW)
8. Procurement/Contracting
9. Recordkeeping
10. Reporting Requirement

What makes a Strong Application ?



A strong Investment Justification (IJ) includes:

- Clearly identified risks and vulnerabilities;
- Description of findings from a previously conducted vulnerability assessment;
- Details of any incident(s) including description, dates etc.;
- Brief description of supporting documentation such as police reports or photographs, if applicable;
- Explanation of how proposed investments will mitigate or address vulnerabilities identified from the vulnerability assessment;
- Establish a clear linkage with the investment(s) and core capabilities (See National Preparedness Goal);
- Proposed activities that are allowable costs;
- Realistic milestones that consider Environmental Planning and Historic Preservation review process, if applicable; and Brief description of the project manager(s) level of experience.

Questions?



Web: <http://www.caloes.ca.gov/cal-oes-divisions/grants-management/homeland-security-prop-1b-grant-programs/infrastructure-protection-grants>

Email Applications NO LATER THAN 11:59 PM May 12, 2019.

to: Nonprofit.Security.Grant@caloes.ca.gov

NO late submissions will be accepted

IPGU Unit Phone 916-845-8410

Reneé A. Mota-Jackson, Unit Chief	916-845-8404	Renee.Jackson@CalOES.ca.gov
Nick Murray	916-845-8405	Nick.Murray@CalOES.ca.gov
Debbie Phillips	916-845-8746	Debbie.Phillips@CalOES.ca.gov
Tim Reed	916-845-8662	Tim.Reed@CalOES.ca.gov
Scott Sano	916-845-8408	Scott.Sano@CalOES.ca.gov