

Building Inspection Tagging (Counts)


Total Economic Loss

Total:

Top Counties	State	Total

Injuries & Fatalities

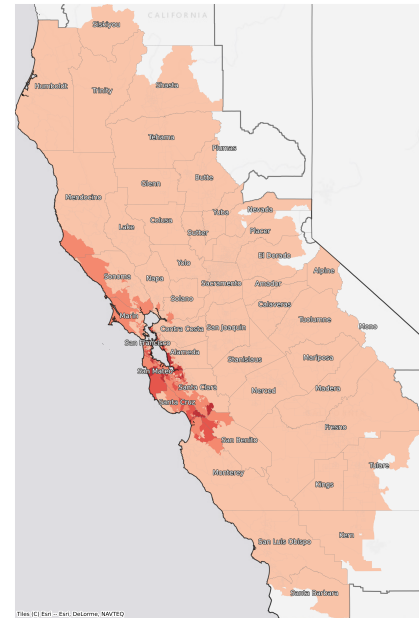
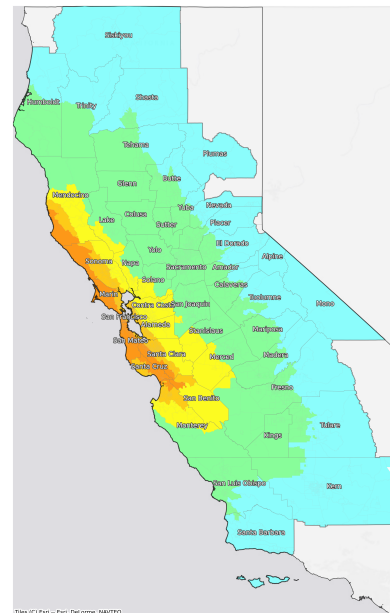
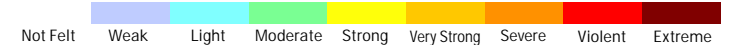
 Total Day:
Total Night:

Top Counties	State	Injuries (day/night)	Fatalities (day/night)

 Displaced Households &
Short-Term Shelter Needs

 Total Displaced:
Total Needing Shelter:

Top Counties	State	Displaced	Needing Shelter

Economic Impacts by Census Tract

Ground Shaking


Debris

 Total Tons:
Total Truckloads:

Type	Tons

The estimates of social and economic impacts contained in this report were produced using Hazus loss estimation methodology software which is based on current scientific and engineering knowledge. There are uncertainties inherent in any loss estimation technique. Therefore, there may be significant differences between the modeled results contained in this report and the actual social and economic losses following a specific earthquake.