


Sharing the Work




California Governor's Office of Emergency Servi  @CaL_OE · Mar 18 ...
Deployed through the California Fire and Rescue Mutual Aid System, the @CALFIRE_ButteCo swift water team rescued 14 residents across Cinnamon Creek in @CountyofTulare. So proud of the hard work of our partners!



3 27 114 9.4K



California Governor's Office of Emergency Servi  @CaL_OE · Mar 11 ...
Thank you to our mutual aid partners, **Swift Water Team 8** from @SDFD who helped assess bridge damage in Inyo County!



2 21 102 14K

Community Resources in Multiple Formats

Download and Print from Home

ListosCalifornia.org/StormSeason



Cal OES

Shelter from the Storm
EVERYONE IS
Welcome

PUBLIC SHELTERS AND WARMING CENTERS ARE OPEN TO EVERYONE.

You will not be asked for ID.
You will not be reported to federal immigration officials.
Accepting disaster aid is never counted as a public charge and will not impact your immigration status.

STAY SAFE

If you need a safe place to stay, you can go to a mass care shelter.
You'll find a safe place to sleep and free services during and after a disaster.

STAY WARM

If you need a place to get warm, find a public warming center.
These are heated spaces where you can get warm and rest.

Contact local officials or visit news.caloes.ca.gov to find available shelters and warming centers.

Get more resources to get prepared:
listoscalifornia.org

5 STEPS TO PREPARE FOR ANY DISASTER

STEP 1. GET ALERTS

Set up tools on your phone to get emergency alerts and public safety warning messages where you live and work at ListosCalifornia.org/alerts.

STEP 2. MAKE A PLAN

Discuss how you and your loved ones will get to safety and find each other.

STEP 3. PACK A GO BAG

Pack important documents ahead of time. Be ready to grab keys, wallet, phone and charger, medication and personal items.

STEP 4. MAKE A STAY BOX

Pack supplies for each member of your household to stay safe at home with no water or power: food that won't spoil, water, plastic bags/bucket for toilet, flashlight, radio and batteries.

STEP 5. HELP OTHERS

Check on neighbors and be ready to help those in need.

RESOURCES

CalOES.ca.gov
State guides, alerts and resources

ListosCalifornia.org
Disaster readiness, response and recovery

CDPH.ca.gov
Prevent and treat illnesses

QuickMap.dot.ca.gov
Up-to-the-minute road information on traffic, closures, chain control and more

QUICK GUIDE TO SAFETY Before, During and After a STORM

A Shelter Guide Palm Card and a Quick Guide to Storm Safety will be available in 13 languages

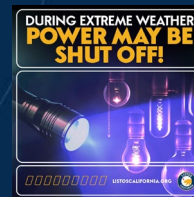
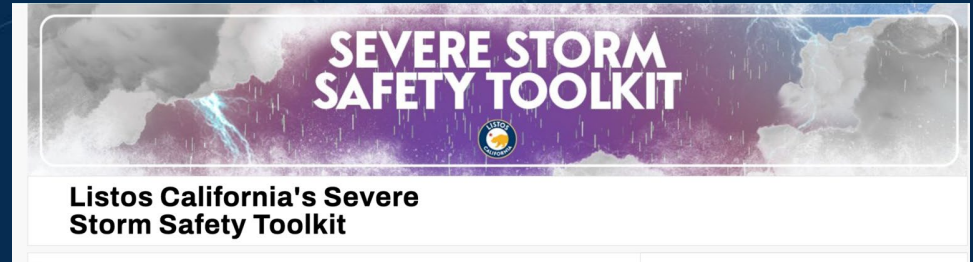
Resources Overview (cont.)

Storm Season Safety Social Media Toolkit



Cal OES

- Brand-new toolkit available at: socialpresskit.com/wetwinter
- Toolkit features new videos and designs for flooding, extreme cold, power outages and more!
- Assets will be available in multiple languages including: Spanish, Chinese, Filipino, Korean, Vietnamese, Ukrainian, Armenian, Hindi, Hmong, Japanese, Punjabi, Tagalog



Contact Information



Cal OES

Alicia de la Garza
Public Information Officer
(916) 407-7692
AliciadelaGarza@caloes.ca.gov